

















**DVI**<sup>®</sup>  
LIGHTING

**2024**  
**STATE OF LIGHT**  
Vol. 8

# NEW TO THIS CATALOGUE

Now featuring several new and updated bulbs including:

|   | STOCK CODE   | DESCRIPTION                                       | STATUS |
|---|--------------|---|--------|
|    | D32238A      | 6W 850LM 3000K 80CRI C35 E12 CLEAR                | NEW    |
|   | D32248A      | 6W 850LM 4000K 80CRI C35 E12 CLEAR                | NEW    |
|    | D33238A      | 6W 800LM 3000K 80CRI C35 E12 OPAL                 | NEW    |
|   | D33248A      | 6W 800LM 4000K 80CRI C35 E12 OPAL                 | NEW    |
|    | D41238A      | 6W 850LM 3000K 80CRI G16 E12 CLEAR                | NEW    |
|   | D41248A      | 6W 850LM 4000K 80CRI G16 E12 CLEAR                | NEW    |
|    | D40238A      | 6W 750LM 3000K 80CRI G16 E12 OPAL                 | NEW    |
|   | D40248A      | 6W 750LM 4000K 80CRI G16 E12 OPAL                 | NEW    |
|    | DT627C6A     | 6W 600LM 2700K 80CRI T6 E12 CLEAR                 | NEW    |
|   | DT630C6A     | 6W 625LM 3000K 80CRI T6 E12 CLEAR                 | NEW    |
|   | DT640C6A     | 6W 650LM 4000K 80CRI T6 E12 CLEAR                 | NEW    |
|    | DG2530C10A   | 8W 1000LM 3000K 80CRI G25 E26 CLEAR               | NEW    |
|   | DG2540C10A   | 8W 1000LM 4000K 80CRI G25 E26 CLEAR               | NEW    |
|   | DG2530P10A   | 8W 950LM 3000K 80CRI G25 E26 OPAL                 | NEW    |
|  | DG4030C10A   | 8W 1000LM 3000K 80CRI G40 E26 CLEAR               | NEW    |
|   | DG4030P10A   | 8W 950LM 3000K 80CRI G40 E26 OPAL                 | NEW    |
|  | DMPA1930C8   | 7.5W 800LM 3000K 80CRI A19 E26 CLEAR DIMMABLE     | NEW    |
|   | DMPA1930C8ND | 7.5W 800LM 3000K 80CRI A19 E26 CLEAR NON-DIMMABLE | NEW    |
|   | DMPA1940C8   | 7.5W 825LM 4000K 80CRI A19 E26 CLEAR DIMMABLE     | NEW    |
|   | DMPA1940C8ND | 7.5W 825LM 4000K 80CRI A19 E26 CLEAR NON-DIMMABLE | NEW    |
|  | DMPA1930P8   | 7.5W 750LM 3000K 80CRI A19 E26 OPAL DIMMABLE      | NEW    |
|   | DMPA1930P8ND | 7.5W 750LM 4000K 80CRI A19 E26 OPAL NON-DIMMABLE  | NEW    |
|   | DMPA1940P8   | 7.5W 775LM 4000K 80CRI A19 E26 OPAL DIMMABLE      | NEW    |
|   | DMPA1940P8ND | 7.5W 775LM 4000K 80CRI A19 E26 OPAL NON-DIMMABLE  | NEW    |
|  | DT1030P4A    | 3W 375LM 3000K 80CRI T10 E26 OPAL                 | NEW    |
|  | DT1430P11A   | 8W 1100LM 3000K 80CRI T14 E26 OPAL                | NEW    |
|  | D90138B      | 3W 375LM 3000K 80CRI G9 CLEAR                     | NEW    |
|   | D90148B      | 3W 380LM 4000K 80CRI G9 CLEAR                     | NEW    |
|   | D90158B      | 3W 385LM 5000K 80CRI G9 CLEAR                     | NEW    |
|  | D91138B      | 3W 350LM 3000K 80CRI G9 FROSTED                   | NEW    |
|   | DG940F4A     | 3W 365LM 4000K 80CRI G9 FROSTED                   | NEW    |
|  | DG927C5B     | 4.5W 540LM 2700K 80CRI G9 CLEAR                   | NEW    |
|   | D92138B      | 4.5W 550LM 3000K 80CRI G9 CLEAR                   | NEW    |
|   | D92148B      | 4.5W 550LM 4000K 80CRI G9 CLEAR                   | NEW    |
|   | D92158B      | 4.5W 550LM 5000K 80CRI G9 CLEAR                   | NEW    |



# STATE OF LIGHT FOR 2024

Another year has passed, and the biggest change that we are introducing in this year's catalogue is the full-on addition of our LED flat panel light program into the catalogue as its primary source of reference. We have done this as any LED flat panel program requires comprehensive technical information more akin to a light bulb than a decorative lighting product. As such, we feel that our Lightbulb catalogue was a more natural home for this product line. Although we will still show LED flat panel lights in the decorative book in the future, this will offer only minimal technical information.

## STATE OF THE LIGHTBULB

The technology surrounding the light bulb industry continues to change in respect to both quality, LED technology and unit price.

From a quality perspective bulb filament technology is truly changing. LED filament production is like every other industry and the world of price vs. quality is now readily quantifiable. As a producer, we have the choice of cheaply made LED filaments and chipsets that offer excellent price but at the price of longevity. Conversely, there are new filaments that offer longer life and longer initial lumen maintenance than ever before. While we have chosen to do both quality product as well as price focused value bulbs, it is becoming increasingly apparent that the bulb market is not a single market, but rather one where the consumer must make a choice as to price vs. quality.

LED technology is also radically changing. DVI is now offering its "Generation 6" of light bulbs. Generation 1 offered 65 lumens/watt. Today, we have bulbs that have crossed over 110 lumens/watt, meaning that in 8 short years LED technology has almost doubled in respect to lumens provided per watt of power consumed.

In this catalogue is DVI's new introduction of its A19 program. The radical decline in pricing for A19 bulbs has allowed us to eliminate lower lumen product offerings and instead offer A19s in two light levels, 800 lumens and 1000 lumens. We have also expanded our 800-lumen selection to include both dimmable and non-dimmable products as well as both clear and opal glass finishes. Bulbs are now available in both single pack and bulk pack quantities.

## THE RISE OF CHAOS IN LIGHTBULB SELECTION

There is no doubt that decorative lighting product design is lacking a dominant trend, and with that confusion in design and style comes an interesting dilemma for those who sell both lighting fixtures and lightbulbs.

When empty cages and clear glass looks were the dominant style a few years ago lighting salespeople had the luxury of selling bulbs as more than accessory. An innovative shape of bulb accentuated an open frame or clear glass fixture. Today, with consumer lighting fixture choices being so broad, showrooms must be able to cater to a myriad of options. Gone are the days when the clear ST19 Edison bulb was the default choice. Today, deciding on ampoule (the glass casing on the bulb) colour is the first decision. On a white glass fixture, the striations created on a white opal glass from the LED filaments on a clear bulb are a faux pas not be done by any lighting professional. Conversely, putting an opal bulb on a clear glass or open fixture can fundamentally alter

the fixtures look. Thus, stocking not only the right shape but the right ampoule colour is now an essential for any provider of decorative lighting. But do not worry on this, looking through our new catalogue you will quickly realize that we have got your back on this with almost all of our shapes offered in both clear and opal white options.

## STATE OF THE LED FLAT PANEL

Back in 2017, when edge-lit technology first appeared on the market it was not apparent either how this technology would be able to adapt to fit into many lighting applications in both residential and commercial applications, nor how would change the lighting market.

Initially, LED flat panel lighting had two major applications: either a high-density hallway replacement for socketed flush mounts or a residential ceiling replacement for PAR/R 30 and 38 pot lights. But today LED flat panel lighting has advanced out from hallways and kitchens and spread across the home and commercial applications. And sizes and shapes have changed as well. LED flat panel lights are no longer just round and indoor. Today, we have rectangles, shower lights and monster rounds that can light anywhere in the home.

And the LED flat panel light has proven itself to be an excellent light source, more than capable of providing sufficient lumens at a beam angle and beam depth to rival any other light source. DVI's LED flat panel light system has also proven itself robust and long-lived, with an initial defect rate below one half of one percent and an average lifespan of much more than our five-year warranty notes. And now that DVI has made the disc easily replaceable on the ceiling using our innovative quik-connect system, our LED flat panel light program can swap out with a new module in the same time as changing a light bulb.

This year, DVI will be introducing our Hurricane and Firefly families as replacements for our Typhoon and Polaris collections. Hurricane, in 5CCT will use the industry favoured twist and lock method of ceiling attachment over our prior use of the 2-pin holding mechanism. Additionally, Hurricane pricing in 5CCT will now be as affordable as our prior Polaris program in 1CCT, allowing you to provide additional value to your customer in an ever more competitive world. Our Black finished Hurricane products will offer magnetic locking to support Brass, Chrome, and Satin Nickel trim attachments. And our 1CCT Firefly, available in white will offer price competitiveness on a level never offered before by DVI on its disc program.



**Robert Francis Borg**  
CEO & Creative Director

# DIRECTORY

## A TYPES



**E26 A15**  
Clear A15 LED  
60W Equivalent  
Page 31



**E26 A19**  
Clear A19 LED  
75W Equivalent  
Page 32



**E26 A19**  
Opal A19 LED 75W  
Equivalent  
Page 33



**E26 A19**  
Clear A19 LED  
100W Equivalent  
Page 34



**E26 A19**  
Frosted A19 LED  
100W Equivalent  
Page 35



**E26 A165**  
Clear "Jupiter"  
CRI 90 LED 100W  
Equivalent  
Page 56



**E26 A165**  
Opal "Jupiter"  
CRI 90 LED 100W  
Equivalent  
Page 57

## C TYPES



**E12 C35**  
Clear  
Candelabra LED  
40W Equivalent  
Page 10



**E12 C35**  
Opal  
Candelabra LED  
40W Equivalent  
Page 11



**E12 C35**  
Clear  
Candelabra LED  
50W Equivalent  
Page 12



**E12 C35**  
Clear Candelabra  
CRI90 LED  
60W Equivalent  
Page 13



**E12 C35**  
Clear  
Candelabra LED  
75W Equivalent  
Page 14



**E12 C35**  
Opal  
Candelabra LED  
75W Equivalent  
Page 15



**E12 C35**  
"Cut Crystal"  
Candelabra LED  
40W Equivalent  
Page 16

## G TYPES



**E12 G16**  
Clear G16 LED  
40W Equivalent  
Page 18



**E12 G16**  
Opal G16 LED  
40W Equivalent  
Page 19



**E12 G16**  
Clear G16 LED  
75W Equivalent  
Page 20



**E12 G16**  
Opal G16 LED  
75W Equivalent  
Page 21



**E26 G25**  
Clear "Globe" LED  
100W Equivalent  
Page 50



**E26 G25**  
Opal "Globe" LED  
75W Equivalent  
Page 51



**E26 G25**  
Plated  
"Hollywood" LED  
Page 52



**E26 G33**  
"Globe" LED  
60W Equivalent  
Page 53



**E26 G40**  
Oversize  
"Globe" LED  
100W Equivalent  
Page 54



**E26 G40**  
Opal Oversize  
"Globe" LED  
75W Equivalent  
Page 55

## G9 TYPES



**G9**  
Clear  
Longlife G9 LED  
40W Equivalent  
Page 58



**G9**  
Frosted  
Longlife G9 LED  
35W Equivalent  
Page 59



**G9**  
Clear  
G9 LED  
50W Equivalent  
Page 60



**G9**  
"Cut Crystal"  
G9 LED  
50W Equivalent  
Page 61



**AVRO**  
LED Flat Panel  
Page 86

**ELSIE**  
LED Flat Panel  
Page 74

**FIREFLY**  
LED Flat Panel  
Page 76

**HURRICANE**  
LED Flat Panel  
Page 78

**MISTRAL**  
LED Flat Panel  
Page 80

**POLARIS**  
LED Flat Panel  
Page 82

**TYPHOON**  
LED Flat Panel  
Page 84

**TEMPEST**  
LED Flat Panel  
Page 88

**LED**  
FLAT PANELS



**GU5.3 MR16**  
MR16  
"Utility" MCOB  
35W Equivalent  
Page 62

**GU5.3 MR16**  
MR16 LED  
50W Equivalent  
Page 63

**GU10 MR16**  
GU10 "Utility"  
MCOB LED  
35W Equivalent  
Page 64

**GU10 MR16**  
COB LED  
50W Equivalent  
Page 65

**E26 MR16**  
COB LED  
50W Equivalent  
Page 66

**MR**  
TYPES



**E12 C35**  
C35 6-pack Clear  
Candelabra LED  
Page 68

**E26 ST19**  
ST19 4-pack  
Clear Edison LED  
Page 69

**E26 A19**  
A19 12-PACK  
dimmi-ble  
Page 70

**E26 A19**  
A19 12-PACK  
non-dimmi-ble  
Page 71

**PACKS**



**E12 ST12**  
"Mini" Edison LED  
40W Equivalent  
Page 22

**E12 S18**  
"Spear" LED  
40W Equivalent  
Page 23

**E26 ST17**  
Small Edison LED  
40W Equivalent  
Page 36

**E26 ST18**  
Edison LED  
100W Equivalent  
Page 37

**E26 ST18**  
"Vintage"  
Tungsten 60W  
Incandescent  
Page 38

**E26 ST19**  
Edison LED  
60W Equivalent  
Page 39

**E26 ST19**  
Opal Edison LED  
60W Equivalent  
Page 40

**E26 ST25**  
Oversize  
Edison LED  
100W Equivalent  
Page 41

**ST/  
S**  
TYPES



**E12 T6**  
"Lipstick"  
LED  
40W Equivalent  
Page 24

**E12 T6**  
"Torpedo"  
LED  
40W Equivalent  
Page 25

**E12 T6**  
Clear "Torpedo" LED  
60W Equivalent  
Page 26

**E12 T6**  
Opal  
"Torpedo" LED  
60W Equivalent  
Page 27

**E12 T9**  
Clear "Torpedo"  
CRI 90 LED  
60W Equivalent  
Page 28

**E12 T20**  
"Marshmallow"  
LED  
40W Equivalent  
Page 29

**T/  
BT**  
TYPES



**E26 BT22**  
"Lantern" LED  
40W Equivalent  
Page 30

**E26 T10**  
Clear  
5in T10 LED  
40W Equivalent  
Page 42

**E26 T10**  
Opal  
5in T10 LED  
40W Equivalent  
Page 43

**E26 T10**  
Clear 9in T10 LED  
60W Equivalent  
Page 44

**E26 T10**  
Clear  
12in T10 LED  
60W Equivalent  
Page 45

**E26 T14**  
Clear  
5.5in T14 LED  
60W Equivalent  
Page 46

**E26 T14**  
Opal  
5.5in T14 LED  
60W Equivalent  
Page 47

**E26 T14**  
Clear 8in T14 LED  
100W Equivalent  
Page 48

**E26 T14**  
Opal 8in T14 LED  
100W Equivalent  
Page 49



# ADVANCED DIMMING ADJUSTMENTS\*<sup>^</sup>

## LUTRON MAESTRO MACL-153MH

**Entering programming mode:** Pull bottom service switch out, push and hold top portion of rocker switch then simultaneously push service switch back in while continuing to hold for 5 additional seconds at which point an indicator light will slowly blink.

**To enter high/low end trim adjustment mode:** Press the raise or lower buttons on the right side of the dimmer until the bank of LEDs on the left-hand side illuminate at the top position (high end trim) or second from the top (low end trim), then tap and release top portion of rocker switch – an indicator light will blink rapidly.

**To adjust high/low end trim:** Press the raise or lower buttons on the right side of the dimmer until the bank of LEDs on the left-hand side corresponds with the desired high/low end trim as shown in your luminaire, then tap and release top portion of rocker switch to exit programming mode.

## LUTRON DIVA C.L DVWCL-153PH

**Entering programming mode:** Turn off dimmer and remove wall plate to expose adjustment dial on lower left corner and take note of the colours (in order: White, White, White, Magenta, Orange, Blue, Green, Black).

**To enter high/low end trim adjustment mode:** Set slider on right side of dimmer to bottom, then rotate dial clockwise (to reduce luminaire output), or counter clockwise (to increase luminaire output) until bulbs no longer flicker and are dimly illuminated when slider is at bottom, then reinstall wall plate.

## LEVITON DECORA SURESLIDE 6674-P0W

**Entering programming mode:** Turn off dimmer and remove wall plate to expose switch at top with 'A' and 'B' markings.

**To enter high end trim adjustment mode:** Set switch to position 'A' and move main slider all the way to the top, then turn dimmer on and set switch to position 'B'.

**To enter low end trim adjustment mode:** Set switch to position 'A' and move main slider all the way to the bottom, then turn dimmer on and set switch to position 'B'.

**To adjust high/low end trim:** Move main slider to desired light level on luminaire, then set switch to 'A' the luminaire will momentarily flash confirming the setting – turn the dimmer off at this point.

## LUTRON C.L SKYLARK COUNTOUR CTCL-153P

**Entering programming mode:** Turn off dimmer and remove wall plate to expose lever switch at side with '+' and '-' markings.

**To enter low end trim adjustment mode:** Turn dimmer on and move main slider all the way to the bottom.

**To adjust low end trim:** Move '+'/'-' lever to desired light level on luminaire, then cycle dimmer off/on to verify proper settings and reinstall wall plate.

Use 'My Leviton' app to adjust.

\*For full unabridged instructions and additional information, please visit websites of each vendor for the associated dimmer model you wish to utilize.

<sup>^</sup>Text reproduced from Lutron and Leviton documentation - DVI does not warrant or guarantee performance and/or results.

## LUTRON CASETA WIRELESS PD-6WCL

**Entering programming mode:** Turn dimmer off, then press and hold the 'On'/top button along with the 'Brighter'/second button from top for 6 seconds – an illuminator light will begin to flash.

**To enter low end trim adjustment mode:** Turn dimmer off, then press and hold the 'On'/top button along with the 'Darker'/third button from top for 6 seconds – an illuminator light will begin to flash.

**To adjust high/low end trim:** Tap the 'Darker' and 'Brighter' buttons until bulbs no longer flicker and are dimly illuminated, then hold the 'Off'/bottom button until the illuminator light no longer flashes – tap off to cycle the dimmer and verify settings.

## LEVITON DECORA ROCKER SLIDE DSL06-1LZ

**Entering programming mode:** Turn off dimmer and remove wall plate plus colour kit via the side tabs near the bottom of the switch panel to expose the bare actuators.

**To enter high end trim adjustment mode:** Move main slider bar all the way to the top, ensure mode selector with 'A/B' markings is set on 'A' then turn dimmer on by holding the 'On/Off' paddle while moving mode selector to position 'B'.

**To enter low end trim adjustment mode:** Move main slider bar all the way to the bottom, ensure mode selector with 'A/B' markings is set on 'A' then turn dimmer on by holding the 'On/Off' paddle while moving mode selector to position 'B'.

**To adjust high/low end trim:** Move main slider bar to desired light level on luminaire, then move mode selector to 'A' – the luminaire will momentarily flash confirming the setting at this point turn the dimmer off and replace colour kit plus wall plate.

## LUTRON MAESTRO MA-PRO-WH

**Entering programming mode:** Pull bottom service switch out, push and hold top portion of rocker switch then simultaneously push service switch back in while continuing to hold for 5 additional seconds at which point an indicator light will slowly blink.

**To enter high/low end trim adjustment mode:** Press the raise or lower buttons on the right side of the dimmer until the bank of LEDs on the left-hand side illuminate at the top position (high end trim) or second from the top (low end trim), then tap and release top portion of rocker switch – an indicator light will blink rapidly.

**To adjust high/low end trim:** Press the raise or lower buttons on the right side of the dimmer until the bank of LEDs on the left-hand side corresponds with the desired high/low end trim as shown in your luminaire, then tap and release top portion of rocker switch to exit programming mode.

**To enter high/low end trim adjustment mode:** Press and hold the raise button on the right side of the dimmer for 5 seconds until the bank of LEDs on the left-hand side illuminate at the top position (forward phase), middle (auto phase select), or bottom (reverse phase).

**To adjust forward/reverse phase:** Press the raise or lower buttons on the right side of the dimmer until the bank of LEDs on the left-hand side corresponds with the desired phase, then tap and release top portion of rocker switch to exit programming mode.

# SPECIALITY BULBS



## E12/C35 “CUT CRYSTAL” CANDELABRA LED 40W EQUIVALENT

Illuminate your space with our C35/B10 Clear LED light bulb, designed with a stylish C35/B10 lamp shape and a convenient E12 base. Enjoy energy-efficient and long-lasting lighting while adding a touch of elegance to your chandeliers, sconces, or decorative fixtures. Create a warm and inviting ambiance with this reliable and eco-friendly lighting solution.

PAGE 16



## E12/T6 “LIPSTICK” LED 40W EQUIVALENT

Illuminate your space with our “Lipstick” LED light bulb, designed with a stylish T6 lamp shape and a convenient E12 base.

PAGE 24



## E12/S18 “SPEAR” LED 40W EQUIVALENT

Illuminate your space with our “Spear” LED light bulb, designed with a stylish S18 lamp shape and a convenient E12 base.

PAGE 23



## E12/T20 “MARSHMALLOW” LED 40W EQUIVALENT

Say it once and you’ll immediately conjure up thoughts of campfires, candy, and camaraderie. The unique design and color temperature options make this the ideal bulb for light fixtures with exposed lightbulbs. While it is rated for enclosed light fixtures, we don’t know why you would want to cover this adorable little guy up. It’s so cute we can’t stand it!

PAGE 29



## E26/A165 CLEAR “JUPITER” CRI90 LED 100W EQUIVALENT

Illuminate your space with our A165 Clear LED light bulb, designed with a stylish A165 lamp shape and a convenient E26 base. Enjoy energy-efficient and long-lasting lighting while adding a touch of elegance to your chandeliers, sconces, or decorative fixtures. Create a warm and inviting ambiance with this reliable and eco-friendly lighting solution.

PAGE 56



## E26/A165 OPAL “JUPITER” CRI90 LED 100W EQUIVALENT

Illuminate your space with our A165 Opal LED light bulb, designed with a stylish A165 lamp shape and a convenient E26 base. Enjoy energy-efficient and long-lasting lighting while adding a touch of elegance to your chandeliers, sconces, or decorative fixtures. Create a warm and inviting ambiance with this reliable and eco-friendly lighting solution.

PAGE 57



## E26/BT22 “LANTERN” LED 40W EQUIVALENT

Eye catching, curvaceous, fun, even a little rugged. Our Lantern bulb adds a unique and retro feel to any space. Oh yeah! Add warm ambiance, fully dimmable, and energy efficient to the list of compliments we can’t stop paying this bulb.

PAGE 30



## G9 “CUT CRYSTAL” LED40W EQUIVALENT

Illuminate your space with our “Cut Crystal” G9 LED light bulb, designed with a stylish G9 lamp shape and a convenient G9 base. Enjoy energy-efficient and long-lasting lighting while adding a touch of elegance to your chandeliers, sconces, or decorative fixtures. Create a warm and inviting ambiance with this reliable and eco-friendly lighting solution.

PAGE 61



# ACCESORIES

## ELECTRICAL POWER TO LUMINOUS FLUX CONVERSION TABLE TABLE DE CONVERSION DU PUISSANCE ÉLECTRIQUE EN FLUX LUMINEUX

| HALOGEN BULB / AMPOULE HALOGÈNE | LED BULB / AMPOULE À DEL |
|---------------------------------|--------------------------|
| 15 W                            | 80-100 LM                |
| 25 W                            | 101-200 LM               |
| 35 W                            | 201-400 LM               |
| 40 W                            | 401-500 LM               |
| 60 W                            | 501-600 LM               |
| 75 W                            | 601-800 LM               |
| 100 W                           | 801-1200 LM              |

## ADAPTORS FOR COMMON BULB BASES ADAPTATEURS POUR DOUILLE D'AMPOULE



| ORDER CODE / CODE             | DVIA2610    | DVIA2609    | DVIA2612    |
|-------------------------------|-------------|-------------|-------------|
| UPC                           | 61467012593 | 61467011299 | 61467114044 |
| BULB BASE / DOUILLE D'AMPOULE | G9          | GU10        | E12         |
| ADAPTOR BASE /                | E26         | E26         | E26         |

## BULB ACCESSORIES ACCESSOIRES D'AMPOULE

| ORDER CODE / CODE         | DVIBULBSUITCASE                   |
|---------------------------|-----------------------------------|
| DESCRIPTION / DESCRIPTION | BULB SUITCASE / VALISE D'AMPOULES |
| DIMENSIONS / DIMENSIONS   | L 16" X W 12" X H 5"              |



# TABLE OF CONTENTS

|  |  |                                |  |  |                     |                |
|--|--|--------------------------------|--|--|---------------------|----------------|
| <b>E12</b>   | Accessories . . . . .  | 08                             | <b>G9</b>  | <b>G9</b> Clear Longlife G9 LED 40W Equivalent . . . . .   | 58                  |                |
|  | <b>C35</b> Clear Candelabra LED 40W Equivalent . . . . .         | 10                             |  | <b>G9</b> Frosted Longlife G9 LED 35W Equivalent . . . . . | 59                  |                |
|  | <b>C35</b> Opal Candelabra LED 40W Equivalent . . . . .          | 11                             |  | <b>G9</b> Clear G9 LED 50W Equivalent . . . . .            | 60                  |                |
|  | <b>C35</b> Clear Candelabra LED 50W Equivalent . . . . .         | 12                             |  | <b>G9</b> “Cut Crystal” G9 LED 50W Equivalent . . . . .    | 61                  |                |
|  | <b>C35</b> Clear Candelabra CRI90 LED 60W Equivalent . . . . .   | 13                             |  | <b>MR16</b> MR16 “Utility” MCOB 35W Equivalent . . . . .   | 62                  |                |
|  | <b>C35</b> Clear Candelabra LED 75W Equivalent . . . . .         | 14                             | <b>MR16</b> MR16 LED 50W Equivalent . . . . .                | 63   |                     |                |
|  | <b>C35</b> Opal Candelabra LED 75W Equivalent . . . . .          | 15                             | <b>MR16</b> GU10 “Utility” MCOB LED 35W Equivalent . . . . . | 64   |                     |                |
|  | <b>C35</b> “Cut Crystal” Candelabra LED 40W Equivalent . . . . . | 16                             | <b>MR16</b> COB LED 50W Equivalent . . . . .                 | 65   |                     |                |
|  | <b>G16</b> Clear G16 LED 40W Equivalent . . . . .                | 18                             | <b>MR16</b> COB LED 50W Equivalent . . . . .                 | 66   |                     |                |
|  | <b>G16</b> Opal G16 LED 40W Equivalent . . . . .                 | 19                             | <b>C35</b> C35 6-pack Clear Candelabra LED . . . . .         | 68   |                     |                |
|  | <b>G16</b> Clear G16 LED 75W Equivalent . . . . .                | 20                             | <b>ST19</b> ST19 4-pack Clear Edison LED . . . . .           | 69   |                     |                |
|  | <b>G16</b> Opal G16 LED 75W Equivalent . . . . .                 | 21                             | <b>A19</b> A19 12-PACK dimmable . . . . .                    | 70   |                     |                |
|  | <b>ST12</b> “Mini” Edison LED 40W Equivalent . . . . .           | 22                             | <b>A19</b> A19 12-PACK non-dimmable . . . . .                | 71   |                     |                |
|  | <b>S18</b> “Spear” LED 40W Equivalent . . . . .                  | 23                             | <b>LED FLAT PANELS</b>                                       | <b>NEW</b>   | ELSIE . . . . .     | 74             |
|  | <b>T6</b> “Lipstick” LED 40W Equivalent . . . . .                | 24                             |  |  | FIREFLY . . . . .   | 76             |
|  | <b>T6</b> “Torpedo” LED 40W Equivalent . . . . .                 | 25                             |  |  | HURRICANE . . . . . | 78             |
|  | <b>T6</b> Clear “Torpedo” LED 60W Equivalent . . . . .           | 26                             |  | <b>ACTIVE</b>  | MISTRAL . . . . .   | 80             |
|  | <b>T6</b> Opal “Torpedo” LED 60W Equivalent . . . . .            | 27                             |  |  | POLARIS . . . . .   | 82             |
|  | <b>T9</b> Clear “Torpedo” CRI 90 LED 60W Equivalent . . . . .    | 28                             |  |  | TYPHOON . . . . .   | 84             |
|  | <b>T20</b> “Marshmallow” LED 40W Equivalent . . . . .            | 29                             |  |  | <b>DEPLETING</b>    | AVRO . . . . . |
| <b>BT22</b> “Lantern” LED 40W Equivalent . . . . .               | 30   | TEMPEST . . . . .              |  |  |                     | 88             |
| <b>A15</b> Clear A15 LED 60W Equivalent . . . . .                | 31   | Trim Reference Guide . . . . . |  |  |                     | 90             |
| <b>A19</b> Clear A19 LED 75W Equivalent . . . . .                | 32   |                                |  |  |                     |                |
| <b>A19</b> Opal A19 LED 75W Equivalent . . . . .                 | 33   |                                |  |  |                     |                |
| <b>A19</b> Clear A19 LED 100W Equivalent . . . . .               | 34   |                                |  |  |                     |                |
| <b>A19</b> Frosted A19 LED 100W Equivalent . . . . .             | 35   |                                |  |  |                     |                |
| <b>ST17</b> Small Edison LED 40W Equivalent . . . . .            | 36   |                                |  |  |                     |                |
| <b>ST18</b> Edison LED 100W Equivalent . . . . .                 | 37   |                                |  |  |                     |                |
| <b>ST18</b> “Vintage” Tungsten 60W Incandescent . . . . .        | 38   |                                |  |  |                     |                |
| <b>ST19</b> Edison LED 60W Equivalent . . . . .                  | 39   |                                |  |  |                     |                |
| <b>ST19</b> Opal Edison LED 60W Equivalent . . . . .             | 40   |                                |  |  |                     |                |
| <b>ST25</b> Oversize Edison LED 100W Equivalent . . . . .        | 41   |                                |  |  |                     |                |
| <b>T10</b> Clear 5in T10 LED 40W Equivalent . . . . .            | 42   |                                |  |  |                     |                |
| <b>T10</b> Opal 5in T10 LED 40W Equivalent . . . . .             | 43   |                                |  |  |                     |                |
| <b>T10</b> Clear 9in T10 LED 60W Equivalent . . . . .            | 44   |                                |  |  |                     |                |
| <b>T10</b> Clear 12in T10 LED 60W Equivalent . . . . .           | 45   |                                |  |  |                     |                |
| <b>T14</b> Clear 5.5in T14 LED 60W Equivalent . . . . .          | 46   |                                |  |  |                     |                |
| <b>T14</b> Opal 5.5in T14 LED 60W Equivalent . . . . .           | 47   |                                |  |  |                     |                |
| <b>T14</b> Clear 8in T14 LED 100W Equivalent . . . . .           | 48   |                                |  |  |                     |                |
| <b>T14</b> Opal 8in T14 LED 100W Equivalent . . . . .            | 49   |                                |  |  |                     |                |
| <b>G25</b> Clear “Globe” LED 100W Equivalent . . . . .           | 50   |                                |  |  |                     |                |
| <b>G25</b> Opal “Globe” LED 75W Equivalent . . . . .             | 51   |                                |  |  |                     |                |
| <b>G25</b> Plated “Hollywood” LED . . . . .                      | 52   |                                |  |  |                     |                |
| <b>G33</b> “Globe” LED 60W Equivalent . . . . .                  | 53   |                                |  |  |                     |                |
| <b>G40</b> Oversize “Globe” LED 100W Equivalent . . . . .        | 54   |                                |  |  |                     |                |
| <b>G40</b> Opal Oversize “Globe” LED 75W Equivalent . . . . .    | 55   |                                |  |  |                     |                |
| <b>A165</b> Clear “Jupiter” CRI 90 LED 100W Equivalent . . . . . | 56   |                                |  |  |                     |                |
| <b>A165</b> Opal “Jupiter” CRI 90 LED 100W Equivalent . . . . .  | 57   |                                |  |  |                     |                |
| <b>E26</b>   |  |                                |  |  |                     |                |

**E12**

**C35**

# CLEAR CANDELABRA LED 40W EQUIVALENT



H 3<sup>7</sup>/<sub>8</sub>"

Ø 1<sup>3</sup>/<sub>8</sub>"

## PACKAGING



NOTE: Refer to image for scale/Se référer à l'image pour l'échelle

## SPECIFICATIONS

|                          |                                 |
|--------------------------|---------------------------------|
| WATTS                    | 4.4                             |
| DELIVERED LUMENS         | 400-500                         |
| LAMP SHAPE               | C35                             |
| GLASS SHADE              | CLEAR                           |
| BASE / ANSI BASE         | CANDELABRA / E12                |
| MAXIMUM HEIGHT           | 3 <sup>7</sup> / <sub>8</sub> " |
| MAXIMUM DIAMETER         | 1 <sup>3</sup> / <sub>8</sub> " |
| CRI                      | 80+                             |
| BEAM ANGLE               | 360°                            |
| JAB8 CERTIFIED           | NO                              |
| ENCLOSED RATED           | YES                             |
| OPERATING TEMP.          | -20° C TO 45° C                 |
| CASE QUANTITY            | 12/144                          |
| LIFE CYCLE @ 3 HRS/DAY   | 18 YEARS                        |
| ENERGY COST @10.65¢/kWh† | \$0.41 / YEAR                   |
| WARRANTY                 | 5 YRS / 20,000 HRS              |

† Refers to Estimated annual cost

| DESCRIPTION                | ACTIVE CODE | SCHEDULED SKU UPDATE | SCHEDULED NEW CODE |
|----------------------------|-------------|----------------------|--------------------|
| ● 2700 KELVIN · LUMENS 400 | D31I28A     |                      |                    |
| ● 3000 KELVIN · LUMENS 420 | D31I38A     |                      |                    |
| ● 4000 KELVIN · LUMENS 450 | D31I48A     |                      |                    |
| ● 5000 KELVIN · LUMENS 500 | D31I58A     |                      |                    |

## Dimmability Data / Données de gradation


- ✓ SMOOTH AND CONSISTENT DIMMING
- X NOT RECOMMENDED
- INCONSISTENT DIMMING TRANSITION
- ^ POTENTIAL STROBING AT THIS LEVEL
- MIN LOSES DIMMABILITY BELOW THIS LEVEL
- MAX MAXIMUM LUMENS OUTPUT

|                                      | 2 BULBS |     |     |    |     | 5 BULBS |     |     |     |    | 30 BULBS |     |     |     |    |    |    |     |     |
|--------------------------------------|---------|-----|-----|----|-----|---------|-----|-----|-----|----|----------|-----|-----|-----|----|----|----|-----|-----|
|                                      | MIN     | 20  | 40  | 60 | 80  | MAX     | MIN | 20  | 40  | 60 | 80       | MAX | MIN | 20  | 40 | 60 | 80 | MAX |     |
| LUTRON SUNNATA STCL-153PH-WH-C       |         | MIN | ✓   | ✓  | ✓   | ✓       | ✓   | ✓   | ✓   | ✓  | ✓        | ✓   | ✓   | ✓   | ✓  | ✓  | ✓  | ✓   | ✓   |
| LUTRON MAESTRO MACL-153MH            |         | ^   | MIN | ✓  | ✓   | ✓       |     | ^   | MIN | ✓  | ✓        | ✓   |     | MIN | ✓  | ✓  | ✓  | ✓   | ✓   |
| LUTRON DIVA® / DIVA® C.L DVWCL-153PH |         | MIN | ✓   | ✓  | ✓   | ✓       | ✓   | ✓   | ✓   | ✓  | ✓        | ✓   | ✓   | ✓   | ✓  | ✓  | ✓  | ✓   | MAX |
| LEVITON DECORA SURESLIDE®            |         | MIN | ✓   | ✓  | ✓   | ✓       | ✓   | ✓   | ✓   | ✓  | ✓        | ✓   | ✓   | ✓   | ✓  | ✓  | ✓  | ✓   | ✓   |
| LUTRON C.L SKYLARK CONTOUR CTL -153P | ✓       | ✓   | ✓   | ✓  | ✓   | ✓       |     |     | MIN | ✓  | ✓        | ✓   | ✓   | ✓   | ✓  | ✓  | ✓  | ✓   | ✓   |
| LUTRON CASETA® WIRELESS              |         | MIN | ✓   | ✓  | MAX |         | •   | ✓   | ✓   | ✓  | ✓        | ✓   | ✓   | ✓   | ✓  | ✓  | ✓  | ✓   | ✓   |
| LEVITON DECORA ROCKER SLIDE          |         | MIN | ✓   | ✓  |     | ✓       |     | MIN | ✓   | ✓  | ✓        | ✓   |     | MIN | ✓  | ✓  | ✓  | ✓   | ✓   |
| LEVITON DECORA SMART™                |         |     | MIN | ✓  | ✓   | ✓       |     | ✓   | MIN | ✓  | ✓        | ✓   | ✓   | ✓   | ✓  | ✓  | ✓  | ✓   | ✓   |
| LUTRON MAESTRO PRO MA-PRO-WH         | •       | ✓   | ✓   | ✓  | ✓   | ✓       | •   | ✓   | ✓   | ✓  | ✓        | ✓   | •   | ✓   | ✓  | ✓  | ✓  | ✓   | ✓   |

**E12**

**C35**



# OPAL CANDELABRA LED 40W EQUIVALENT



NOTE: Refer to image for scale/Se référer à l'image pour l'échelle

| SPECIFICATIONS           |                    |
|--------------------------|--------------------|
| WATTS                    | 4                  |
| DELIVERED LUMENS         | 350                |
| LAMP SHAPE               | C35                |
| GLASS SHADE              | OPAL <sup>1</sup>  |
| BASE / ANSI BASE         | CANDELABRA / E12   |
| MAXIMUM HEIGHT           | 3 7/8"             |
| MAXIMUM DIAMETER         | 1 3/8"             |
| CRI                      | 80+                |
| BEAM ANGLE               | 360°               |
| JAB CERTIFIED            | NO                 |
| ENCLOSED RATED           | YES                |
| OPERATING TEMP.          | -20° C TO 45° C    |
| CASE QUANTITY            | 12/144             |
| LIFE CYCLE @ 3 HRS/DAY   | 18 YEARS           |
| ENERGY COST @10.65¢/kWh† | \$0.41 / YEAR      |
| WARRANTY                 | 5 YRS / 20,000 HRS |

<sup>†</sup> Refers to Estimated annual cost

| DESCRIPTION  | ACTIVE CODE    | SCHEDULED SKU UPDATE | SCHEDULED NEW CODE |
|--|----------------|----------------------|--------------------|
|  3000 KELVIN · LUMENS 350 | <b>D33138A</b> |                      |                    |
|  4000 KELVIN · LUMENS 350 | <b>D33148A</b> |                      |                    |

<sup>\*</sup>Opal/Frosted bulb SKUs may exhibit warmer colour temperatures than their Clear-glass counterparts and cannot be directly compared due to glass differences.

## Dimmability Data / Données de gradation

- ✓ SMOOTH AND CONSISTENT DIMMING
- X NOT RECOMMENDED
- INCONSISTENT DIMMING TRANSITION
- ^ POTENTIAL STROBING AT THIS LEVEL
- MIN LOSES DIMMABILITY BELOW THIS LEVEL
- MAX MAXIMUM LUMENS OUTPUT

|                                      | 2 BULBS |     |    |    |    |     | 5 BULBS |     |    |    |    |     | 30 BULBS |    |    |    |    |     |
|--------------------------------------|---------|-----|----|----|----|-----|---------|-----|----|----|----|-----|----------|----|----|----|----|-----|
|                                      | MIN     | 20  | 40 | 60 | 80 | MAX | MIN     | 20  | 40 | 60 | 80 | MAX | MIN      | 20 | 40 | 60 | 80 | MAX |
| LUTRON SUNNATA STCL-153PH-WH-C       |         | MIN | ✓  | ✓  | ✓  | ✓   | ✓       | ✓   | ✓  | ✓  | ✓  | ✓   | ✓        | ✓  | ✓  | ✓  | ✓  | ✓   |
| LUTRON MAESTRO MACL-153MH            | ✓       | ✓   | ✓  | ✓  | ✓  | ✓   |         | ✓   | ✓  | ✓  | ✓  | ✓   | ✓        | ✓  | ✓  | ✓  | ✓  | ✓   |
| LUTRON DIVA® / DIVA® C.L DVWCL-153PH | ✓       | ✓   | ✓  | ✓  | ✓  | ✓   | ✓       | ✓   | ✓  | ✓  | ✓  | ✓   | ✓        | ✓  | ✓  | ✓  | ✓  | ✓   |
| LEVITON DECORA SURESLIDE®            | ✓       | ✓   | ✓  | ✓  | ✓  | ✓   | ✓       | ✓   | ✓  | ✓  | ✓  | ✓   | ✓        | ✓  | ✓  | ✓  | ✓  | ✓   |
| LUTRON C.L SKYLARK CONTOUR CTL -153P | ✓       | ✓   | ✓  | ✓  | ✓  | ✓   | ✓       | ✓   | ✓  | ✓  | ✓  | ✓   | ✓        | ✓  | ✓  | ✓  | ✓  | ✓   |
| LUTRON CASETA® WIRELESS              |         | MIN | ✓  | ✓  | ✓  | ✓   | ✓       | ✓   | ✓  | ✓  | ✓  | ✓   | ✓        | ✓  | ✓  | ✓  | ✓  | ✓   |
| LEVITON DECORA ROCKER SLIDE          |         | MIN | ✓  | ✓  | ✓  | ✓   |         | MIN | ✓  | ✓  | ✓  | ✓   | ✓        | ✓  | ✓  | ✓  | ✓  | ✓   |
| LEVITON DECORA SMART™                | ✓       | ✓   | ✓  | ✓  | ✓  | ✓   | ✓       | ✓   | ✓  | ✓  | ✓  | ✓   | ✓        | ✓  | ✓  | ✓  | ✓  | ✓   |
| LUTRON MAESTRO PRO MA-PRO-WH         | •       | ✓   | ✓  | ✓  | ✓  | ✓   | •       | ✓   | ✓  | ✓  | ✓  | ✓   | •        | ✓  | ✓  | ✓  | ✓  | ✓   |

**E12**

**C35**

**CLEAR CANDELABRA LED 50W EQUIVALENT**



NOTE: Refer to image for scale/Se référer à l'image pour l'échelle

| SPECIFICATIONS           |                    |
|--------------------------|--------------------|
| WATTS                    | 5                  |
| DELIVERED LUMENS         | 550-600            |
| LAMP SHAPE               | C35                |
| GLASS SHADE              | CLEAR              |
| BASE / ANSI BASE         | CANDELABRA / E12   |
| MAXIMUM HEIGHT           | 3 7/8"             |
| MAXIMUM DIAMETER         | 1 3/8"             |
| CRI                      | 80+                |
| BEAM ANGLE               | 360°               |
| JAB CERTIFIED            | NO                 |
| ENCLOSED RATED           | YES                |
| OPERATING TEMP.          | -20° C TO 45° C    |
| CASE QUANTITY            | 12/144             |
| LIFE CYCLE @ 3 HRS/DAY   | 18 YEARS           |
| ENERGY COST @10.65¢/kWh† | \$0.51 / YEAR      |
| WARRANTY                 | 5 YRS / 20,000 HRS |

† Refers to Estimated annual cost

| DESCRIPTION                | ACTIVE CODE | SCHEDULED SKU UPDATE | SCHEDULED NEW CODE |
|----------------------------|-------------|----------------------|--------------------|
| ● 2700 KELVIN · LUMENS 550 | DVLC35CC27C |                      |                    |
| ● 3000 KELVIN · LUMENS 550 | D32138A     |                      |                    |
| ● 4000 KELVIN · LUMENS 575 | D32148A     |                      |                    |
| ● 5000 KELVIN · LUMENS 600 | DVLC35CC50C |                      |                    |

**Dimmability Data / Données de gradation**


- ✓ SMOOTH AND CONSISTENT DIMMING
- X NOT RECOMMENDED
- INCONSISTENT DIMMING TRANSITION
- ^ POTENTIAL STROBING AT THIS LEVEL
- MIN LOSES DIMMABILITY BELOW THIS LEVEL
- MAX MAXIMUM LUMENS OUTPUT

|                                      | 2 BULBS |    |    |    |    |     | 5 BULBS |    |    |    |    |     | 30 BULBS |    |    |    |    |     |
|--------------------------------------|---------|----|----|----|----|-----|---------|----|----|----|----|-----|----------|----|----|----|----|-----|
|                                      | MIN     | 20 | 40 | 60 | 80 | MAX | MIN     | 20 | 40 | 60 | 80 | MAX | MIN      | 20 | 40 | 60 | 80 | MAX |
| LUTRON SUNNATA STCL-153PH-WH-C       | ✓       | ✓  | ✓  | ✓  | ✓  | ✓   | ^       | ✓  | ✓  | ✓  | ✓  | ✓   | ^        | ✓  | ✓  | ✓  | ✓  | ✓   |
| LUTRON MAESTRO MACL-153MH            | ^       | ✓  | ✓  | ✓  | ✓  | ✓   | ^       | ✓  | ✓  | ✓  | ✓  | ✓   | ^        | ^  | ✓  | ✓  | ✓  | ✓   |
| LUTRON DIVA® / DIVA® C.L DVWCL-153PH | ✓       | ✓  | ✓  | ✓  | ✓  | X   | ^       | ✓  | ✓  | ✓  | ✓  | X   | ^        | ✓  | ✓  | ✓  | ✓  | X   |
| LEVITON DECORA SURESLIDE®            | ^       | •  | ✓  | ✓  | ✓  | ✓   | ^       | ^  | ✓  | ✓  | ✓  | ✓   | ^        | ✓  | ✓  | ✓  | ✓  | ✓   |
| LUTRON C.L SKYLARK CONTOUR CTL -153P | •       | •  | ✓  | ✓  | ✓  | ✓   | ^       | ^  | ✓  | ✓  | ✓  | ✓   | ^        | ^  | ✓  | ✓  | ✓  | ✓   |
| LUTRON CASETA® WIRELESS              | ✓       | ✓  | ✓  | ✓  | ✓  | ✓   | ✓       | ✓  | ✓  | ✓  | ✓  | ✓   | ✓        | ✓  | ✓  | ✓  | ✓  | ✓   |
| LEVITON DECORA ROCKER SLIDE          | ^       | ✓  | ✓  | ✓  | ✓  | ✓   | ^       | ✓  | ✓  | ✓  | ✓  | ✓   | ^        | ✓  | ✓  | ✓  | ✓  | ✓   |
| LEVITON DECORA SMART™                | ✓       | ✓  | ✓  | ✓  | ✓  | ✓   | ✓       | ✓  | ✓  | ✓  | ✓  | ✓   | ✓        | ✓  | ✓  | ✓  | ✓  | ✓   |
| LUTRON MAESTRO PRO MA-PRO-WH         | ^       | ✓  | ✓  | ✓  | ✓  | ✓   | ^       | ✓  | ✓  | ✓  | ✓  | ✓   | ✓        | ✓  | ✓  | ✓  | ✓  | ✓   |

**E12**

**C35**

# CLEAR CANDELABRA CRI90 LED 60W EQUIVALENT



NOTE: Refer to image for scale/Se référer à l'image pour l'échelle

| SPECIFICATIONS           |                    |
|--------------------------|--------------------|
| WATTS                    | 6                  |
| DELIVERED LUMENS         | 600                |
| LAMP SHAPE               | C35                |
| GLASS SHADE              | CLEAR              |
| BASE / ANSI BASE         | CANDELABRA / E12   |
| MAXIMUM HEIGHT           | 3 7/8"             |
| MAXIMUM DIAMETER         | 1 3/8"             |
| CRI                      | 90+                |
| BEAM ANGLE               | 360°               |
| JAB CERTIFIED            | NO                 |
| ENCLOSED RATED           | YES                |
| OPERATING TEMP.          | -20° C TO 45° C    |
| CASE QUANTITY            | 12/144             |
| LIFE CYCLE @ 3 HRS/DAY   | 18 YEARS           |
| ENERGY COST @10.65¢/kWh† | \$0.61 / YEAR      |
| WARRANTY                 | 5 YRS / 20,000 HRS |

† Refers to Estimated annual cost

| DESCRIPTION              | ACTIVE CODE | SCHEDULED SKU UPDATE | SCHEDULED NEW CODE |
|--------------------------|-------------|----------------------|--------------------|
| 2700 KELVIN · LUMENS 600 | D33129A     |                      |                    |
| 3000 KELVIN · LUMENS 600 | D33139A     |                      |                    |
| 4000 KELVIN · LUMENS 600 | D33149A     |                      |                    |

## Dimmability Data / Données de gradation

- ✓ SMOOTH AND CONSISTENT DIMMING
- X NOT RECOMMENDED
- INCONSISTENT DIMMING TRANSITION
- ^ POTENTIAL STROBING AT THIS LEVEL
- MIN LOSES DIMMABILITY BELOW THIS LEVEL
- MAX MAXIMUM LUMENS OUTPUT

|                                      | 2 BULBS |    |    |    |    |     | 5 BULBS |    |    |    |    |     | 30 BULBS |    |    |    |    |     |
|--------------------------------------|---------|----|----|----|----|-----|---------|----|----|----|----|-----|----------|----|----|----|----|-----|
|                                      | MIN     | 20 | 40 | 60 | 80 | MAX | MIN     | 20 | 40 | 60 | 80 | MAX | MIN      | 20 | 40 | 60 | 80 | MAX |
| LUTRON SUNNATA STCL-153PH-WH-C       | ✓       | ✓  | ✓  | ✓  | ✓  | ✓   | ^       | ✓  | ✓  | ✓  | ✓  | ✓   | ^        | ✓  | ✓  | ✓  | ✓  | ✓   |
| LUTRON MAESTRO MACL-153MH            | ^       | ✓  | ✓  | ✓  | ✓  | ✓   | ^       | ✓  | ✓  | ✓  | ✓  | ✓   | ^        | ^  | ✓  | ✓  | ✓  | ✓   |
| LUTRON DIVA® / DIVA® C.L DVWCL-153PH | ✓       | ✓  | ✓  | ✓  | ✓  | X   | ^       | ✓  | ✓  | ✓  | ✓  | X   | ^        | ✓  | ✓  | ✓  | ✓  | X   |
| LEVITON DECORA SURESLIDE®            | ^       | •  | ✓  | ✓  | ✓  | ✓   | ^       | ^  | ✓  | ✓  | ✓  | ✓   | ^        | ✓  | ✓  | ✓  | ✓  | ✓   |
| LUTRON C.L SKYLARK CONTOUR CTL -153P | •       | •  | ✓  | ✓  | ✓  | ✓   | ^       | ^  | ✓  | ✓  | ✓  | ✓   | ^        | ^  | ✓  | ✓  | ✓  | ✓   |
| LUTRON CASETA® WIRELESS              | ✓       | ✓  | ✓  | ✓  | ✓  | ✓   | ✓       | ✓  | ✓  | ✓  | ✓  | ✓   | ✓        | ✓  | ✓  | ✓  | ✓  | ✓   |
| LEVITON DECORA ROCKER SLIDE          | ^       | ✓  | ✓  | ✓  | ✓  | ✓   | ^       | ✓  | ✓  | ✓  | ✓  | ✓   | ^        | ✓  | ✓  | ✓  | ✓  | ✓   |
| LEVITON DECORA SMART™                | ✓       | ✓  | ✓  | ✓  | ✓  | ✓   | ✓       | ✓  | ✓  | ✓  | ✓  | ✓   | ✓        | ✓  | ✓  | ✓  | ✓  | ✓   |
| LUTRON MAESTRO PRO MA-PRO-WH         | ^       | ✓  | ✓  | ✓  | ✓  | ✓   | ^       | ✓  | ✓  | ✓  | ✓  | ✓   | ✓        | ✓  | ✓  | ✓  | ✓  | ✓   |

E12

C35

# CLEAR CANDELABRA LED 75W EQUIVALENT



H 3 7/8"



Ø 1 3/8"



NOTE: Refer to image for scale/Se référer à l'image pour l'échelle

| SPECIFICATIONS           |                    |
|--------------------------|--------------------|
| WATTS                    | 6                  |
| DELIVERED LUMENS         | 850                |
| LAMP SHAPE               | C35                |
| GLASS SHADE              | CLEAR              |
| BASE / ANSI BASE         | CANDELABRA / E12   |
| MAXIMUM HEIGHT           | 3 7/8"             |
| MAXIMUM DIAMETER         | 1 3/8"             |
| CRI                      | 80+                |
| BEAM ANGLE               | 360°               |
| JAB CERTIFIED            | NO                 |
| ENCLOSED RATED           | YES                |
| OPERATING TEMP.          | -20° C TO 45° C    |
| CASE QUANTITY            | 12/144             |
| LIFE CYCLE @ 3 HRS/DAY   | 18 YEARS           |
| ENERGY COST @10.65¢/kWh† | \$0.61 / YEAR      |
| WARRANTY                 | 5 YRS / 20,000 HRS |

† Refers to Estimated annual cost

| DESCRIPTION  | ACTIVE CODE | SCHEDULED SKU UPDATE | SCHEDULED NEW CODE |
|--|-------------|----------------------|--------------------|
|  3000 KELVIN · LUMENS 850 | D32238A     |                      |                    |
|  4000 KELVIN · LUMENS 850 | D32248A     |                      |                    |

## Dimmability Data / Données de gradation

- ✓ SMOOTH AND CONSISTENT DIMMING
- X NOT RECOMMENDED
- INCONSISTENT DIMMING TRANSITION
- ^ POTENTIAL STROBING AT THIS LEVEL
- MIN LOSES DIMMABILITY BELOW THIS LEVEL
- MAX MAXIMUM LUMENS OUTPUT

|                                      | 2 BULBS |     |     |    |    | 5 BULBS |     |    |     |    | 30 BULBS |     |     |    |     |    |    |     |
|--------------------------------------|---------|-----|-----|----|----|---------|-----|----|-----|----|----------|-----|-----|----|-----|----|----|-----|
|                                      | MIN     | 20  | 40  | 60 | 80 | MAX     | MIN | 20 | 40  | 60 | 80       | MAX | MIN | 20 | 40  | 60 | 80 | MAX |
| LUTRON SUNNATA STCL-153PH-WH-C       | ^       | ✓   | ✓   | ✓  | ✓  | •       | ✓   | ✓  | ✓   | ✓  | ✓        | •   | ✓   | ✓  | ✓   | ✓  | ✓  | •   |
| LUTRON MAESTRO MACL-153MH            | ^       | ✓   | ✓   | ✓  | ✓  | ✓       | ✓   | ✓  | ✓   | ✓  | ✓        | ✓   | ✓   | ^  | ✓   | ✓  | ✓  | ✓   |
| LUTRON DIVA® / DIVA® C.L DVWCL-153PH |         |     | MIN | ✓  | ✓  | ✓       |     |    | MIN | ✓  | ✓        | ✓   |     |    | MIN | ✓  | ✓  | ✓   |
| LEVITON DECORA SURESLIDE®            | ✓       | ✓   | ✓   | ✓  | ✓  | ✓       | ^   | ✓  | ✓   | ✓  | ✓        | ✓   |     | ^  | ✓   | ✓  | ✓  | ✓   |
| LUTRON C.L SKYLARK CONTOUR CTL -153P |         | MIN | ✓   | ✓  | ✓  | ✓       | ✓   | ✓  | ✓   | ✓  | ✓        | ✓   | ✓   | ✓  | ✓   | ✓  | ✓  | ✓   |
| LUTRON CASETA® WIRELESS              | ✓       | ✓   | ✓   | ✓  | ✓  | ✓       | •   | ✓  | ✓   | ✓  | ✓        | ✓   | •   | ✓  | ✓   | ✓  | ✓  | ✓   |
| LEVITON DECORA ROCKER SLIDE          | ✓       | ✓   | ✓   | ✓  | ✓  | ✓       | •   | ✓  | ✓   | ✓  | ✓        | ^   | •   | •  | ✓   | ✓  | ✓  | ^   |
| LEVITON DECORA SMART™                | ✓       | ✓   | ✓   | ✓  | ✓  | ✓       | •   | ✓  | ✓   | ✓  | ✓        | ✓   | ✓   | •  | ✓   | ✓  | ✓  | ✓   |
| LUTRON MAESTRO PRO MA-PRO-WH         | ✓       | ✓   | ✓   | ✓  | ✓  | ✓       | ✓   | ✓  | ✓   | ✓  | ✓        | ✓   | ✓   | ✓  | ✓   | ✓  | ✓  | ✓   |

E12


C35

# OPAL CANDELABRA LED 75W EQUIVALENT



H 3 7/8"



Ø 1 3/8"



NOTE: Refer to image for scale/Se référer à l'image pour l'échelle

| SPECIFICATIONS           |                    |
|--------------------------|--------------------|
| WATTS                    | 6                  |
| DELIVERED LUMENS         | 800                |
| LAMP SHAPE               | C35                |
| GLASS SHADE              | OPAL <sup>1</sup>  |
| BASE / ANSI BASE         | CANDELABRA / E12   |
| MAXIMUM HEIGHT           | 3 7/8"             |
| MAXIMUM DIAMETER         | 1 3/8"             |
| CRI                      | 80+                |
| BEAM ANGLE               | 360°               |
| JAB CERTIFIED            | NO                 |
| ENCLOSED RATED           | YES                |
| OPERATING TEMP.          | -20° C TO 45° C    |
| CASE QUANTITY            | 12/144             |
| LIFE CYCLE @ 3 HRS/DAY   | 18 YEARS           |
| ENERGY COST @10.65¢/kWh† | \$0.61 / YEAR      |
| WARRANTY                 | 5 YRS / 20,000 HRS |

<sup>†</sup> Refers to Estimated annual cost

| DESCRIPTION  | ACTIVE CODE | SCHEDULED SKU UPDATE | SCHEDULED NEW CODE |
|--|-------------|----------------------|--------------------|
|  3000 KELVIN · LUMENS 800 | D33238A     |                      |                    |
|  4000 KELVIN · LUMENS 800 | D33248A     |                      |                    |

\*Opal/Frosted bulb SKUs may exhibit warmer colour temperatures than their Clear-glass counterparts and cannot be directly compared due to glass differences.

## Dimmability Data / Données de gradation

- ✓ SMOOTH AND CONSISTENT DIMMING
- X NOT RECOMMENDED
- INCONSISTENT DIMMING TRANSITION
- ^ POTENTIAL STROBING AT THIS LEVEL
- MIN LOSES DIMMABILITY BELOW THIS LEVEL
- MAX MAXIMUM LUMENS OUTPUT

|                                      | 2 BULBS |     |     |    |    |     | 5 BULBS |    |     |    |    |     | 30 BULBS |    |     |    |    |     |
|--------------------------------------|---------|-----|-----|----|----|-----|---------|----|-----|----|----|-----|----------|----|-----|----|----|-----|
|                                      | MIN     | 20  | 40  | 60 | 80 | MAX | MIN     | 20 | 40  | 60 | 80 | MAX | MIN      | 20 | 40  | 60 | 80 | MAX |
| LUTRON SUNNATA STCL-153PH-WH-C       | ^       | ✓   | ✓   | ✓  | ✓  | •   | ✓       | ✓  | ✓   | ✓  | ✓  | •   | ✓        | ✓  | ✓   | ✓  | ✓  | •   |
| LUTRON MAESTRO MACL-153MH            | ^       | ✓   | ✓   | ✓  | ✓  | ✓   | ✓       | ✓  | ✓   | ✓  | ✓  | ✓   | ✓        | ^  | ✓   | ✓  | ✓  | ✓   |
| LUTRON DIVA® / DIVA® C.L DVWCL-153PH |         |     | MIN | ✓  | ✓  | ✓   |         |    | MIN | ✓  | ✓  | ✓   |          |    | MIN | ✓  | ✓  | ✓   |
| LEVITON DECORA SURESLIDE®            | ✓       | ✓   | ✓   | ✓  | ✓  | ✓   | ^       | ✓  | ✓   | ✓  | ✓  | ✓   |          | ^  | ✓   | ✓  | ✓  | ✓   |
| LUTRON C.L SKYLARK CONTOUR CTL -153P |         | MIN | ✓   | ✓  | ✓  | ✓   | ✓       | ✓  | ✓   | ✓  | ✓  | ✓   | ✓        | ✓  | ✓   | ✓  | ✓  | ✓   |
| LUTRON CASETA® WIRELESS              | ✓       | ✓   | ✓   | ✓  | ✓  | ✓   | •       | ✓  | ✓   | ✓  | ✓  | ✓   | •        | ✓  | ✓   | ✓  | ✓  | ✓   |
| LEVITON DECORA ROCKER SLIDE          | ✓       | ✓   | ✓   | ✓  | ✓  | ✓   | •       | ✓  | ✓   | ✓  | ✓  | ^   | •        | •  | ✓   | ✓  | ✓  | ^   |
| LEVITON DECORA SMART™                | ✓       | ✓   | ✓   | ✓  | ✓  | ✓   | •       | ✓  | ✓   | ✓  | ✓  | ✓   | ✓        | •  | ✓   | ✓  | ✓  | ✓   |
| LUTRON MAESTRO PRO MA-PRO-WH         | ✓       | ✓   | ✓   | ✓  | ✓  | ✓   | ✓       | ✓  | ✓   | ✓  | ✓  | ✓   | ✓        | ✓  | ✓   | ✓  | ✓  | ✓   |



**E12**

**C35**

**“CUT CRYSTAL” CANDELABRA LED 40W EQUIVALENT**



H 3 7/8"

Ø 1 3/8"

**PACKAGING**



NOTE: Refer to image for scale/Se référer à l'image pour l'échelle

**SPECIFICATIONS**

|                          |                    |
|--------------------------|--------------------|
| WATTS                    | 4                  |
| DELIVERED LUMENS         | 400                |
| LAMP SHAPE               | C35                |
| GLASS SHADE              | CLEAR              |
| BASE / ANSI BASE         | CANDELABRA / E12   |
| MAXIMUM HEIGHT           | 3 7/8"             |
| MAXIMUM DIAMETER         | 1 3/8"             |
| CRI                      | 80+                |
| BEAM ANGLE               | 360°               |
| JA8 CERTIFIED            | NO                 |
| ENCLOSED RATED           | YES                |
| OPERATING TEMP.          | -20° C TO 45° C    |
| CASE QUANTITY            | 12/144             |
| LIFE CYCLE @ 3 HRS/DAY   | 18 YEARS           |
| ENERGY COST @10.65¢/kWh† | \$0.41 / YEAR      |
| WARRANTY                 | 5 YRS / 20,000 HRS |

† Refers to Estimated annual cost

|   | DESCRIPTION              | ACTIVE CODE | SCHEDULED SKU UPDATE | SCHEDULED NEW CODE |
|---|--------------------------|-------------|----------------------|--------------------|
| ● | 3000 KELVIN · LUMENS 400 | D30138A     |                      |                    |
| ● | 4000 KELVIN · LUMENS 400 | D30148A     |                      |                    |

**Dimmability Data / Données de gradation**

- ✓ SMOOTH AND CONSISTENT DIMMING
- X NOT RECOMMENDED
- INCONSISTENT DIMMING TRANSITION
- ^ POTENTIAL STROBING AT THIS LEVEL
- MIN LOSES DIMMABILITY BELOW THIS LEVEL
- MAX MAXIMUM LUMENS OUTPUT

|                                      | 2 BULBS |     |    |    |    | 5 BULBS |     |     |    |    | 30 BULBS |     |     |    |    |    |    |     |   |
|--------------------------------------|---------|-----|----|----|----|---------|-----|-----|----|----|----------|-----|-----|----|----|----|----|-----|---|
|                                      | MIN     | 20  | 40 | 60 | 80 | MAX     | MIN | 20  | 40 | 60 | 80       | MAX | MIN | 20 | 40 | 60 | 80 | MAX |   |
| LUTRON SUNNATA STCL-153PH-WH-C       |         | MIN | ✓  | ✓  | ✓  | ✓       | ✓   | ✓   | ✓  | ✓  | ✓        | ✓   | ✓   | ✓  | ✓  | ✓  | ✓  | ✓   | ✓ |
| LUTRON MAESTRO MACL-153MH            | ✓       | ✓   | ✓  | ✓  | ✓  | ✓       |     | ✓   | ✓  | ✓  | ✓        | ✓   | ✓   | ✓  | ✓  | ✓  | ✓  | ✓   | ✓ |
| LUTRON DIVA® / DIVA® C.L DVWCL-153PH | ✓       | ✓   | ✓  | ✓  | ✓  | ✓       | ✓   | ✓   | ✓  | ✓  | ✓        | ✓   | ✓   | ✓  | ✓  | ✓  | ✓  | ✓   | ✓ |
| LEVITON DECORA SURESLIDE®            | ✓       | ✓   | ✓  | ✓  | ✓  | ✓       | ✓   | ✓   | ✓  | ✓  | ✓        | ✓   | ✓   | ✓  | ✓  | ✓  | ✓  | ✓   | ✓ |
| LUTRON C.L SKYLARK CONTOUR CTL -153P | ✓       | ✓   | ✓  | ✓  | ✓  | ✓       | ✓   | ✓   | ✓  | ✓  | ✓        | ✓   | ✓   | ✓  | ✓  | ✓  | ✓  | ✓   | ✓ |
| LUTRON CASETA® WIRELESS              |         | MIN | ✓  | ✓  | ✓  | ✓       | ✓   | ✓   | ✓  | ✓  | ✓        | ✓   | ✓   | ✓  | ✓  | ✓  | ✓  | ✓   | ✓ |
| LEVITON DECORA ROCKER SLIDE          |         | MIN | ✓  | ✓  | ✓  | ✓       |     | MIN | ✓  | ✓  | ✓        | ✓   | ✓   | ✓  | ✓  | ✓  | ✓  | ✓   | ✓ |
| LEVITON DECORA SMART™                | ✓       | ✓   | ✓  | ✓  | ✓  | ✓       | ✓   | ✓   | ✓  | ✓  | ✓        | ✓   | ✓   | ✓  | ✓  | ✓  | ✓  | ✓   | ✓ |
| LUTRON MAESTRO PRO MA-PRO-WH         | •       | ✓   | ✓  | ✓  | ✓  | ✓       | •   | ✓   | ✓  | ✓  | ✓        | ✓   | •   | ✓  | ✓  | ✓  | ✓  | ✓   | ✓ |

# GLOSSARY OF TERMS



## ANSI

American National Standards Institute, a publisher of standards for US products and services. ANSI also coordinates national and international standards, allowing US products and services to be used elsewhere.

## BASE

The part of the bulb that connects to the lighting fixture, providing both physical support and electric power for the bulb. A bulb and fixture can only be used together if the bulb base matches the fixture socket. The bases of most residential bulbs use either a screw or multiple pins. A bulb can have more than one base: for example, fluorescent tubes have one on each end.

## BEAM ANGLE

Beam angle, also known as beam spread, is a measure of the distribution of light emitted by an LED chip or filament. In most cases, with no hindrance such as reflectors or lenses, the beam angle is 360 degrees since light can shine equally in all directions. However when optics are employed, the light distribution changes. For example, consider a spotlight versus a floodlight.

## COLOR RENDERING INDEX (CRI)

A metric used to describe how faithfully a light source can render the true colors of objects and spaces, where natural light sources like the sun have a perfect index of 100. Using lamps with a high CRI value is very important in high-end interior design, as they enhance the visibility of décor and fine details.

## DAMP RATING

A lamp intended for use in damp locations have passed a 48 hour 93±5% humidity test at a temperature of 25±2°C followed by a dielectric test, and be constructed with materials satisfying the damp environmental rating. Examples of applications (but not limited to) include steam rooms (dependant on maximum sustained temperatures) and outdoor luminaires that have a covered bulb preventing water contact.

## EMERGENCY LAMPS

Lamps intended for use in emergency signage applications that are either constantly illuminated, or illuminated in case of power failure. Subjected to a minimum light level requirement as per local fire protection codes.

## ENCLOSED RATING

Lamps carrying a 'totally enclosed' rating have been tested in accordance with UL1993's enclosed apparatus and have passed a temperature test that allows installation into fully sealed luminaires with no exposure to external environments such as outdoor fixtures.

## KELVIN (K)

Measurement unit for temperature, used in the lighting industry to indicate the correlated color temperature (CCT) of light sources.



## LUMENS

Measurement unit for the lighting output, or brightness, of lamps or fixtures. The total lumens emitted and their spatial distribution are of paramount importance when creating appealing and luxurious indoor spaces. In lighting, lumens can be compared to miles traveled and watts can be compared to fuel consumption.

## WET RATING

A lamp intended for use in wet locations have passed a water spray test, a 48 hour 93±5% humidity test at a temperature of 25±2°C followed by a dielectric test, a drop test conducted while device has been cooled to -35, and be constructed with materials satisfying the wet environmental rating. Examples of applications (but not limited to) include exposed bulb garden lights or high-sustained humidity areas.

**E12****G16****CLEAR G16 LED 40W EQUIVALENT**

H 3 1/8"

Ø 2"

**PACKAGING**

NOTE: Refer to image for scale/Se référer à l'image pour l'échelle

**SPECIFICATIONS**

|                          |                    |
|--------------------------|--------------------|
| WATTS                    | 4                  |
| DELIVERED LUMENS         | 400-450            |
| LAMP SHAPE               | G16                |
| GLASS SHADE              | CLEAR              |
| BASE / ANSI BASE         | CANDELABRA / E12   |
| MAXIMUM HEIGHT           | 3 1/8"             |
| MAXIMUM DIAMETER         | 2"                 |
| CRI                      | 80+                |
| BEAM ANGLE               | 360°               |
| JAB8 CERTIFIED           | NO                 |
| ENCLOSED RATED           | YES                |
| OPERATING TEMP.          | -20° C TO 45° C    |
| CASE QUANTITY            | 12/144             |
| LIFE CYCLE @ 3 HRS/DAY   | 18 YEARS           |
| ENERGY COST @10.65¢/kWh† | \$0.41 / YEAR      |
| WARRANTY                 | 5 YRS / 20,000 HRS |

† Refers to Estimated annual cost

|   | DESCRIPTION              | ACTIVE CODE  | SCHEDULED SKU UPDATE | SCHEDULED NEW CODE |
|---|--------------------------|--------------|----------------------|--------------------|
| ● | 2200 KELVIN · LUMENS 400 | D41118A      |                      |                    |
| ● | 2700 KELVIN · LUMENS 400 | DVILG16R27C4 | APRIL 2025           | D41128A            |
| ● | 3000 KELVIN · LUMENS 400 | D41138A      |                      |                    |
| ● | 4000 KELVIN · LUMENS 425 | D41148A      |                      |                    |
| ● | 5000 KELVIN · LUMENS 450 | DVILG16R50C4 |                      |                    |

**Dimmability Data / Données de gradation**


- ✓ SMOOTH AND CONSISTENT DIMMING
- X NOT RECOMMENDED
- INCONSISTENT DIMMING TRANSITION
- ^ POTENTIAL STROBING AT THIS LEVEL
- MIN LOSES DIMMABILITY BELOW THIS LEVEL
- MAX MAXIMUM LUMENS OUTPUT

|                                      | 2 BULBS |     |    |    |    | 5 BULBS |     |     |    |    | 30 BULBS |     |     |    |    |    |    |     |
|--------------------------------------|---------|-----|----|----|----|---------|-----|-----|----|----|----------|-----|-----|----|----|----|----|-----|
|                                      | MIN     | 20  | 40 | 60 | 80 | MAX     | MIN | 20  | 40 | 60 | 80       | MAX | MIN | 20 | 40 | 60 | 80 | MAX |
| LUTRON SUNNATA STCL-153PH-WH-C       |         | MIN | ✓  | ✓  | ✓  | ✓       | ✓   | ✓   | ✓  | ✓  | ✓        | ✓   | ✓   | ✓  | ✓  | ✓  | ✓  | ✓   |
| LUTRON MAESTRO MACL-153MH            | ✓       | ✓   | ✓  | ✓  | ✓  | ✓       |     | ✓   | ✓  | ✓  | ✓        | ✓   | ✓   | ✓  | ✓  | ✓  | ✓  | ✓   |
| LUTRON DIVA® / DIVA® C.L DVWCL-153PH | ✓       | ✓   | ✓  | ✓  | ✓  | ✓       | ✓   | ✓   | ✓  | ✓  | ✓        | ✓   | ✓   | ✓  | ✓  | ✓  | ✓  | ✓   |
| LEVITON DECORA SURESLIDE®            | ✓       | ✓   | ✓  | ✓  | ✓  | ✓       | ✓   | ✓   | ✓  | ✓  | ✓        | ✓   | ✓   | ✓  | ✓  | ✓  | ✓  | ✓   |
| LUTRON C.L SKYLARK CONTOUR CTL -153P | ✓       | ✓   | ✓  | ✓  | ✓  | ✓       | ✓   | ✓   | ✓  | ✓  | ✓        | ✓   | ✓   | ✓  | ✓  | ✓  | ✓  | ✓   |
| LUTRON CASETA® WIRELESS              |         | MIN | ✓  | ✓  | ✓  | ✓       | ✓   | ✓   | ✓  | ✓  | ✓        | ✓   | ✓   | ✓  | ✓  | ✓  | ✓  | ✓   |
| LEVITON DECORA ROCKER SLIDE          |         | MIN | ✓  | ✓  | ✓  | ✓       |     | MIN | ✓  | ✓  | ✓        | ✓   | ✓   | ✓  | ✓  | ✓  | ✓  | ✓   |
| LEVITON DECORA SMART™                | ✓       | ✓   | ✓  | ✓  | ✓  | ✓       | ✓   | ✓   | ✓  | ✓  | ✓        | ✓   | ✓   | ✓  | ✓  | ✓  | ✓  | ✓   |
| LUTRON MAESTRO PRO MA-PRO-WH         | •       | ✓   | ✓  | ✓  | ✓  | ✓       | •   | ✓   | ✓  | ✓  | •        | ✓   | ✓   | ✓  | •  | ✓  | ✓  |     |

**E12**

**G16**

**OPAL G16 LED 40W EQUIVALENT**



NOTE: Refer to image for scale/Se référer à l'image pour l'échelle

| SPECIFICATIONS           |                    |
|--------------------------|--------------------|
| WATTS                    | 4                  |
| DELIVERED LUMENS         | 350                |
| LAMP SHAPE               | G16                |
| GLASS SHADE              | OPAL <sup>†</sup>  |
| BASE / ANSI BASE         | CANDELABRA / E12   |
| MAXIMUM HEIGHT           | 3 1/8"             |
| MAXIMUM DIAMETER         | 2"                 |
| CRI                      | 80+                |
| BEAM ANGLE               | 360°               |
| JAB CERTIFIED            | NO                 |
| ENCLOSED RATED           | YES                |
| OPERATING TEMP.          | -20° C TO 45° C    |
| CASE QUANTITY            | 12/144             |
| LIFE CYCLE @ 3 HRS/DAY   | 18 YEARS           |
| ENERGY COST @10.65¢/kWh† | \$0.41 / YEAR      |
| WARRANTY                 | 5 YRS / 20,000 HRS |

<sup>†</sup> Refers to Estimated annual cost

| DESCRIPTION                | ACTIVE CODE | SCHEDULED SKU UPDATE | SCHEDULED NEW CODE |
|----------------------------|-------------|----------------------|--------------------|
| ● 3000 KELVIN · LUMENS 350 | D40138A     |                      |                    |
| ● 4000 KELVIN · LUMENS 350 | DVLG16CT40A |                      |                    |

\*Opal/Frosted bulb SKUs may exhibit warmer colour temperatures than their Clear-glass counterparts and cannot be directly compared due to glass differences.

**Dimmability Data / Données de gradation**


- ✓ SMOOTH AND CONSISTENT DIMMING
- X NOT RECOMMENDED
- INCONSISTENT DIMMING TRANSITION
- ^ POTENTIAL STROBING AT THIS LEVEL
- MIN LOSES DIMMABILITY BELOW THIS LEVEL
- MAX MAXIMUM LUMENS OUTPUT

|                                      | 2 BULBS |     |    |    |    |     | 5 BULBS |     |    |    |    |     | 30 BULBS |    |    |    |    |     |   |
|--------------------------------------|---------|-----|----|----|----|-----|---------|-----|----|----|----|-----|----------|----|----|----|----|-----|---|
|                                      | MIN     | 20  | 40 | 60 | 80 | MAX | MIN     | 20  | 40 | 60 | 80 | MAX | MIN      | 20 | 40 | 60 | 80 | MAX |   |
| LUTRON SUNNATA STCL-153PH-WH-C       |         | MIN | ✓  | ✓  | ✓  | ✓   | ✓       | ✓   | ✓  | ✓  | ✓  | ✓   | ✓        | ✓  | ✓  | ✓  | ✓  | ✓   | ✓ |
| LUTRON MAESTRO MACL-153MH            | ✓       | ✓   | ✓  | ✓  | ✓  | ✓   |         | ✓   | ✓  | ✓  | ✓  | ✓   | ✓        | ✓  | ✓  | ✓  | ✓  | ✓   | ✓ |
| LUTRON DIVA® / DIVA® C.L DVWCL-153PH | ✓       | ✓   | ✓  | ✓  | ✓  | ✓   | ✓       | ✓   | ✓  | ✓  | ✓  | ✓   | ✓        | ✓  | ✓  | ✓  | ✓  | ✓   | ✓ |
| LEVITON DECORA SURESLIDE®            | ✓       | ✓   | ✓  | ✓  | ✓  | ✓   | ✓       | ✓   | ✓  | ✓  | ✓  | ✓   | ✓        | ✓  | ✓  | ✓  | ✓  | ✓   | ✓ |
| LUTRON C.L SKYLARK CONTOUR CTL -153P | ✓       | ✓   | ✓  | ✓  | ✓  | ✓   | ✓       | ✓   | ✓  | ✓  | ✓  | ✓   | ✓        | ✓  | ✓  | ✓  | ✓  | ✓   | ✓ |
| LUTRON CASETA® WIRELESS              |         | MIN | ✓  | ✓  | ✓  | ✓   | ✓       | ✓   | ✓  | ✓  | ✓  | ✓   | ✓        | ✓  | ✓  | ✓  | ✓  | ✓   | ✓ |
| LEVITON DECORA ROCKER SLIDE          |         | MIN | ✓  | ✓  | ✓  | ✓   |         | MIN | ✓  | ✓  | ✓  | ✓   | ✓        | ✓  | ✓  | ✓  | ✓  | ✓   | ✓ |
| LEVITON DECORA SMART™                | ✓       | ✓   | ✓  | ✓  | ✓  | ✓   | ✓       | ✓   | ✓  | ✓  | ✓  | ✓   | ✓        | ✓  | ✓  | ✓  | ✓  | ✓   | ✓ |
| LUTRON MAESTRO PRO MA-PRO-WH         | •       | ✓   | ✓  | ✓  | ✓  | ✓   | •       | ✓   | ✓  | ✓  | •  | ✓   | •        | ✓  | ✓  | •  | ✓  | ✓   | ✓ |

**E12****G16****CLEAR G16 LED 75W EQUIVALENT**

Ø 1 3/4"

H 3"

**PACKAGING**

NOTE: Refer to image for scale/Se référer à l'image pour l'échelle

**SPECIFICATIONS**

|                          |                    |
|--------------------------|--------------------|
| WATTS                    | 6                  |
| DELIVERED LUMENS         | 850                |
| LAMP SHAPE               | G16                |
| GLASS SHADE              | CLEAR              |
| BASE / ANSI BASE         | CANDELABRA / E12   |
| MAXIMUM HEIGHT           | 3"                 |
| MAXIMUM DIAMETER         | 1 3/4"             |
| CRI                      | 80+                |
| BEAM ANGLE               | 360°               |
| JAB8 CERTIFIED           | NO                 |
| ENCLOSED RATED           | YES                |
| OPERATING TEMP.          | -20° C TO 45° C    |
| CASE QUANTITY            | 12/144             |
| LIFE CYCLE @ 3 HRS/DAY   | 18 YEARS           |
| ENERGY COST @10.65¢/kWh† | \$0.61 / YEAR      |
| WARRANTY                 | 5 YRS / 20,000 HRS |

† Refers to Estimated annual cost

**NEW**

| DESCRIPTION              | ACTIVE CODE | SCHEDULED SKU UPDATE | SCHEDULED NEW CODE |
|--------------------------|-------------|----------------------|--------------------|
| 3000 KELVIN · LUMENS 850 | D41238A     |                      |                    |
| 4000 KELVIN · LUMENS 850 | D41248A     |                      |                    |

**Dimmability Data / Données de gradation**


- ✓ SMOOTH AND CONSISTENT DIMMING
- X NOT RECOMMENDED
- INCONSISTENT DIMMING TRANSITION
- ^ POTENTIAL STROBING AT THIS LEVEL
- MIN LOSES DIMMABILITY BELOW THIS LEVEL
- MAX MAXIMUM LUMENS OUTPUT

|                                      | 2 BULBS |     |     |    |    | 5 BULBS |     |    |     |    | 30 BULBS |     |     |    |     |    |    |     |
|--------------------------------------|---------|-----|-----|----|----|---------|-----|----|-----|----|----------|-----|-----|----|-----|----|----|-----|
|                                      | MIN     | 20  | 40  | 60 | 80 | MAX     | MIN | 20 | 40  | 60 | 80       | MAX | MIN | 20 | 40  | 60 | 80 | MAX |
| LUTRON SUNNATA STCL-153PH-WH-C       | ^       | ✓   | ✓   | ✓  | ✓  | •       | ✓   | ✓  | ✓   | ✓  | ✓        | •   | ✓   | ✓  | ✓   | ✓  | ✓  | •   |
| LUTRON MAESTRO MACL-153MH            | ^       | ✓   | ✓   | ✓  | ✓  | ✓       | ✓   | ✓  | ✓   | ✓  | ✓        | ✓   | ✓   | ^  | ✓   | ✓  | ✓  | ✓   |
| LUTRON DIVA® / DIVA® C.L DVWCL-153PH |         |     | MIN | ✓  | ✓  | ✓       |     |    | MIN | ✓  | ✓        | ✓   |     |    | MIN | ✓  | ✓  | ✓   |
| LEVITON DECORA SURESLIDE®            | ✓       | ✓   | ✓   | ✓  | ✓  | ✓       | ^   | ✓  | ✓   | ✓  | ✓        | ✓   |     | ^  | ✓   | ✓  | ✓  | ✓   |
| LUTRON C.L SKYLARK CONTOUR CTL -153P |         | MIN | ✓   | ✓  | ✓  | ✓       | ✓   | ✓  | ✓   | ✓  | ✓        | ✓   | ✓   | ✓  | ✓   | ✓  | ✓  | ✓   |
| LUTRON CASETA® WIRELESS              | ✓       | ✓   | ✓   | ✓  | ✓  | ✓       | •   | ✓  | ✓   | ✓  | ✓        | ✓   | •   | ✓  | ✓   | ✓  | ✓  | ✓   |
| LEVITON DECORA ROCKER SLIDE          | ✓       | ✓   | ✓   | ✓  | ✓  | ✓       | •   | ✓  | ✓   | ✓  | ✓        | ^   | •   | •  | ✓   | ✓  | ✓  | ^   |
| LEVITON DECORA SMART™                | ✓       | ✓   | ✓   | ✓  | ✓  | ✓       | •   | ✓  | ✓   | ✓  | ✓        | ✓   | ✓   | •  | ✓   | ✓  | ✓  | ✓   |
| LUTRON MAESTRO PRO MA-PRO-WH         | ✓       | ✓   | ✓   | ✓  | ✓  | ✓       | ✓   | ✓  | ✓   | ✓  | ✓        | ✓   | ✓   | ✓  | ✓   | ✓  | ✓  | ✓   |

**E12**

**G16**

**OPAL G16 LED 75W EQUIVALENT**





NOTE: Refer to image for scale/Se référer à l'image pour l'échelle

| SPECIFICATIONS           |                    |
|--------------------------|--------------------|
| WATTS                    | 6                  |
| DELIVERED LUMENS         | 750                |
| LAMP SHAPE               | G16                |
| GLASS SHADE              | OPAL <sup>†</sup>  |
| BASE / ANSI BASE         | CANDELABRA / E12   |
| MAXIMUM HEIGHT           | 3"                 |
| MAXIMUM DIAMETER         | 1 3/4"             |
| CRI                      | 80+                |
| BEAM ANGLE               | 360°               |
| JAB CERTIFIED            | NO                 |
| ENCLOSED RATED           | YES                |
| OPERATING TEMP.          | -20° C TO 45° C    |
| CASE QUANTITY            | 12/144             |
| LIFE CYCLE @ 3 HRS/DAY   | 18 YEARS           |
| ENERGY COST @10.65¢/kWh† | \$0.61 / YEAR      |
| WARRANTY                 | 5 YRS / 20,000 HRS |

<sup>†</sup> Refers to Estimated annual cost



| DESCRIPTION  | ACTIVE CODE    | SCHEDULED SKU UPDATE | SCHEDULED NEW CODE |
|--|----------------|----------------------|--------------------|
|  3000 KELVIN · LUMENS 750 | <b>D40238A</b> |                      |                    |
|  4000 KELVIN · LUMENS 750 | <b>D40248A</b> |                      |                    |

\*Opal/Frosted bulb SKUs may exhibit warmer colour temperatures than their Clear-glass counterparts and cannot be directly compared due to glass differences.

**Dimmability Data / Données de gradation**

- ✓ SMOOTH AND CONSISTENT DIMMING
- X NOT RECOMMENDED
- INCONSISTENT DIMMING TRANSITION
- ^ POTENTIAL STROBING AT THIS LEVEL
- MIN LOSES DIMMABILITY BELOW THIS LEVEL
- MAX MAXIMUM LUMENS OUTPUT

|                                      | 2 BULBS |     |     |    |    |     | 5 BULBS |    |     |    |    |     | 30 BULBS |    |     |    |    |     |
|--------------------------------------|---------|-----|-----|----|----|-----|---------|----|-----|----|----|-----|----------|----|-----|----|----|-----|
|                                      | MIN     | 20  | 40  | 60 | 80 | MAX | MIN     | 20 | 40  | 60 | 80 | MAX | MIN      | 20 | 40  | 60 | 80 | MAX |
| LUTRON SUNNATA STCL-153PH-WH-C       | ^       | ✓   | ✓   | ✓  | ✓  | •   | ✓       | ✓  | ✓   | ✓  | ✓  | •   | ✓        | ✓  | ✓   | ✓  | ✓  | •   |
| LUTRON MAESTRO MACL-153MH            | ^       | ✓   | ✓   | ✓  | ✓  | ✓   | ✓       | ✓  | ✓   | ✓  | ✓  | ✓   | ✓        | ^  | ✓   | ✓  | ✓  | ✓   |
| LUTRON DIVA® / DIVA® C.L DVWCL-153PH |         |     | MIN | ✓  | ✓  | ✓   |         |    | MIN | ✓  | ✓  | ✓   |          |    | MIN | ✓  | ✓  | ✓   |
| LEVITON DECORA SURESLIDE®            | ✓       | ✓   | ✓   | ✓  | ✓  | ✓   | ^       | ✓  | ✓   | ✓  | ✓  | ✓   |          | ^  | ✓   | ✓  | ✓  | ✓   |
| LUTRON C.L SKYLARK CONTOUR CTL -153P |         | MIN | ✓   | ✓  | ✓  | ✓   | ✓       | ✓  | ✓   | ✓  | ✓  | ✓   | ✓        | ✓  | ✓   | ✓  | ✓  | ✓   |
| LUTRON CASETA® WIRELESS              | ✓       | ✓   | ✓   | ✓  | ✓  | ✓   | •       | ✓  | ✓   | ✓  | ✓  | ✓   | •        | ✓  | ✓   | ✓  | ✓  | ✓   |
| LEVITON DECORA ROCKER SLIDE          | ✓       | ✓   | ✓   | ✓  | ✓  | ✓   | •       | ✓  | ✓   | ✓  | ✓  | ^   | •        | •  | ✓   | ✓  | ✓  | ^   |
| LEVITON DECORA SMART™                | ✓       | ✓   | ✓   | ✓  | ✓  | ✓   | •       | ✓  | ✓   | ✓  | ✓  | ✓   | ✓        | •  | ✓   | ✓  | ✓  | ✓   |
| LUTRON MAESTRO PRO MA-PRO-WH         | ✓       | ✓   | ✓   | ✓  | ✓  | ✓   | ✓       | ✓  | ✓   | ✓  | ✓  | ✓   | ✓        | ✓  | ✓   | ✓  | ✓  | ✓   |

E12

ST12

# "MINI" EDISON LED 40W EQUIVALENT



H 3<sup>7</sup>/<sub>8</sub>"

Ø 1<sup>1</sup>/<sub>2</sub>"

## PACKAGING



NOTE: Refer to image for scale/Se référer à l'image pour l'échelle

## SPECIFICATIONS

|                          |                                 |
|--------------------------|---------------------------------|
| WATTS                    | 4                               |
| DELIVERED LUMENS         | 350-400                         |
| LAMP SHAPE               | ST12                            |
| GLASS SHADE              | CLEAR                           |
| BASE / ANSI BASE         | CANDELABRA / E12                |
| MAXIMUM HEIGHT           | 3 <sup>7</sup> / <sub>8</sub> " |
| MAXIMUM DIAMETER         | 1 <sup>1</sup> / <sub>2</sub> " |
| CRI                      | 80+                             |
| BEAM ANGLE               | 360°                            |
| JAB CERTIFIED            | NO                              |
| ENCLOSED RATED           | YES                             |
| OPERATING TEMP.          | -20° C TO 45° C                 |
| CASE QUANTITY            | 12/144                          |
| LIFE CYCLE @ 3 HRS/DAY   | 18 YEARS                        |
| ENERGY COST @10.65¢/kWh† | \$0.41 / YEAR                   |
| WARRANTY                 | 5 YRS / 20,000 HRS              |

† Refers to Estimated annual cost

|   | DESCRIPTION              | ACTIVE CODE  | SCHEDULED SKU UPDATE | SCHEDULED NEW CODE |
|---|--------------------------|--------------|----------------------|--------------------|
| ● | 2200 KELVIN · LUMENS 350 | DVILE12S22C3 | DECEMBER 2024        | D81118A            |
| ● | 3000 KELVIN · LUMENS 400 | D81138A      |                      |                    |

## Dimmability Data / Données de gradation

- ✓ SMOOTH AND CONSISTENT DIMMING
- X NOT RECOMMENDED
- INCONSISTENT DIMMING TRANSITION
- ^ POTENTIAL STROBING AT THIS LEVEL
- MIN LOSES DIMMABILITY BELOW THIS LEVEL
- MAX MAXIMUM LUMENS OUTPUT

|                                      | 2 BULBS |     |    |    |    | 5 BULBS |     |     |    |    | 30 BULBS |     |     |    |    |    |    |     |
|--------------------------------------|---------|-----|----|----|----|---------|-----|-----|----|----|----------|-----|-----|----|----|----|----|-----|
|                                      | MIN     | 20  | 40 | 60 | 80 | MAX     | MIN | 20  | 40 | 60 | 80       | MAX | MIN | 20 | 40 | 60 | 80 | MAX |
| LUTRON SUNNATA STCL-153PH-WH-C       |         | MIN | ✓  | ✓  | ✓  | ✓       | ✓   | ✓   | ✓  | ✓  | ✓        | ✓   | ✓   | ✓  | ✓  | ✓  | ✓  | ✓   |
| LUTRON MAESTRO MACL-153MH            | ✓       | ✓   | ✓  | ✓  | ✓  | ✓       |     | ✓   | ✓  | ✓  | ✓        | ✓   | ✓   | ✓  | ✓  | ✓  | ✓  | ✓   |
| LUTRON DIVA® / DIVA® C.L DVWCL-153PH | ✓       | ✓   | ✓  | ✓  | ✓  | ✓       | ✓   | ✓   | ✓  | ✓  | ✓        | ✓   | ✓   | ✓  | ✓  | ✓  | ✓  | ✓   |
| LEVITON DECORA SURESLIDE®            | ✓       | ✓   | ✓  | ✓  | ✓  | ✓       | ✓   | ✓   | ✓  | ✓  | ✓        | ✓   | ✓   | ✓  | ✓  | ✓  | ✓  | ✓   |
| LUTRON C.L SKYLARK CONTOUR CTL -153P | ✓       | ✓   | ✓  | ✓  | ✓  | ✓       | ✓   | ✓   | ✓  | ✓  | ✓        | ✓   | ✓   | ✓  | ✓  | ✓  | ✓  | ✓   |
| LUTRON CASETA® WIRELESS              |         | MIN | ✓  | ✓  | ✓  | ✓       | ✓   | ✓   | ✓  | ✓  | ✓        | ✓   | ✓   | ✓  | ✓  | ✓  | ✓  | ✓   |
| LEVITON DECORA ROCKER SLIDE          |         | MIN | ✓  | ✓  | ✓  | ✓       |     | MIN | ✓  | ✓  | ✓        | ✓   | ✓   | ✓  | ✓  | ✓  | ✓  | ✓   |
| LEVITON DECORA SMART™                | ✓       | ✓   | ✓  | ✓  | ✓  | ✓       | ✓   | ✓   | ✓  | ✓  | ✓        | ✓   | ✓   | ✓  | ✓  | ✓  | ✓  | ✓   |
| LUTRON MAESTRO PRO MA-PRO-WH         | •       | ✓   | ✓  | ✓  | ✓  | ✓       | •   | ✓   | ✓  | ✓  | •        | ✓   | •   | ✓  | ✓  | •  | ✓  | ✓   |

**E12**

**S18**

**“SPEAR” LED 40W EQUIVALENT**



H 4<sup>3</sup>/<sub>4</sub>"

Ø 1<sup>1</sup>/<sub>2</sub>"

**PACKAGING**



NOTE: Refer to image for scale/Se référer à l'image pour l'échelle

**SPECIFICATIONS**

|                          |                                 |
|--------------------------|---------------------------------|
| WATTS                    | 4                               |
| DELIVERED LUMENS         | 375-450                         |
| LAMP SHAPE               | S18                             |
| GLASS SHADE              | CLEAR                           |
| BASE / ANSI BASE         | CANDELABRA / E12                |
| MAXIMUM HEIGHT           | 4 <sup>3</sup> / <sub>4</sub> " |
| MAXIMUM DIAMETER         | 1 <sup>1</sup> / <sub>2</sub> " |
| CRI                      | 80+                             |
| BEAM ANGLE               | 360°                            |
| JAB CERTIFIED            | NO                              |
| ENCLOSED RATED           | YES                             |
| OPERATING TEMP.          | -20° C TO 45° C                 |
| CASE QUANTITY            | 12/144                          |
| LIFE CYCLE @ 3 HRS/DAY   | 18 YEARS                        |
| ENERGY COST @10.65¢/kWh† | \$0.41 / YEAR                   |
| WARRANTY                 | 5 YRS / 20,000 HRS              |

† Refers to Estimated annual cost

**DESCRIPTION**

**ACTIVE CODE**

**SCHEDULED SKU UPDATE**

**SCHEDULED NEW CODE**

|   |                          |             |
|---|--------------------------|-------------|
|  | 2700 KELVIN · LUMENS 375 | DVLS18CC27A |
|  | 3000 KELVIN · LUMENS 400 | D80138A     |
|  | 4000 KELVIN · LUMENS 425 | DVLS18CC40A |
|  | 5000 KELVIN · LUMENS 450 | DVLS18CC50A |

**Dimmability Data / Données de gradation**

- ✓ SMOOTH AND CONSISTENT DIMMING
- X NOT RECOMMENDED
- INCONSISTENT DIMMING TRANSITION
- ^ POTENTIAL STROBING AT THIS LEVEL
- MIN LOSES DIMMABILITY BELOW THIS LEVEL
- MAX MAXIMUM LUMENS OUTPUT

|                                      | 2 BULBS |    |    |    |    |     | 5 BULBS |    |    |    |    |     | 30 BULBS |    |    |    |    |     |
|--------------------------------------|---------|----|----|----|----|-----|---------|----|----|----|----|-----|----------|----|----|----|----|-----|
|                                      | MIN     | 20 | 40 | 60 | 80 | MAX | MIN     | 20 | 40 | 60 | 80 | MAX | MIN      | 20 | 40 | 60 | 80 | MAX |
| LEGRAND ADORNE SOFTAP ADTP703U       | ✓       | ✓  | ✓  | ✓  | ✓  | ✓   | ✓       | ✓  | ✓  | ✓  | ✓  | ✓   | ✓        | ✓  | ✓  | ✓  | ✓  | ✓   |
| LUTRON MAESTRO MACL-153MH            | ✓       | ✓  | ✓  | ✓  | ✓  | ✓   | ✓       | ✓  | ✓  | ✓  | ✓  | ✓   | ✓        | ✓  | ✓  | ✓  | ✓  | ✓   |
| LUTRON DIVA® / DIVA® C.L DVWCL-153PH | ✓       | ✓  | ✓  | ✓  | ✓  | ✓   | ✓       | ✓  | ✓  | ✓  | ✓  | ✓   | ✓        | ✓  | ✓  | ✓  | ✓  | ✓   |
| LEVITON DECORA SURESLIDE®            | ✓       | ✓  | ✓  | ✓  | ✓  | ✓   | ✓       | ✓  | ✓  | ✓  | ✓  | ✓   | ✓        | ✓  | ✓  | ✓  | ✓  | ✓   |
| LUTRON C.L SKYLARK CONTOUR CTL -153P | ✓       | ✓  | ✓  | ✓  | ✓  | ✓   | ✓       | ✓  | ✓  | ✓  | ✓  | ✓   | ✓        | ✓  | ✓  | ✓  | ✓  | ✓   |
| LUTRON CASETA® WIRELESS              | ✓       | ✓  | ✓  | ✓  | ✓  | ✓   | ✓       | ✓  | ✓  | ✓  | ✓  | ✓   | ✓        | ✓  | ✓  | ✓  | ✓  | ✓   |
| LEVITON DECORA ROCKER SLIDE          | ✓       | ✓  | ✓  | ✓  | ✓  | ✓   | ✓       | ✓  | ✓  | ✓  | ✓  | ✓   | ✓        | ✓  | ✓  | ✓  | ✓  | ✓   |
| LEVITON DECORA SMART™                | ✓       | ✓  | ✓  | ✓  | ✓  | ✓   | ✓       | ✓  | ✓  | ✓  | ✓  | ✓   | ✓        | ✓  | ✓  | ✓  | ✓  | ✓   |
| LUTRON MAESTRO PRO MA-PRO-WH         | ✓       | ✓  | ✓  | ✓  | ✓  | ✓   | ✓       | ✓  | ✓  | ✓  | ✓  | ✓   | ✓        | ✓  | ✓  | ✓  | ✓  | ✓   |



**E12**

**T6**

**“LIPSTICK” LED 40W EQUIVALENT**



NOTE: Refer to image for scale/Se référer à l'image pour l'échelle

| SPECIFICATIONS           |                    |
|--------------------------|--------------------|
| WATTS                    | 4                  |
| DELIVERED LUMENS         | 400                |
| LAMP SHAPE               | T6                 |
| GLASS SHADE              | CLEAR              |
| BASE / ANSI BASE         | CANDELABRA / E12   |
| MAXIMUM HEIGHT           | 3 1/4"             |
| MAXIMUM DIAMETER         | 3/4"               |
| CRI                      | 90+                |
| BEAM ANGLE               | 360°               |
| JAB CERTIFIED            | NO                 |
| ENCLOSED RATED           | YES                |
| OPERATING TEMP.          | -20° C TO 45° C    |
| CASE QUANTITY            | 12/144             |
| LIFE CYCLE @ 3 HRS/DAY   | 18 YEARS           |
| ENERGY COST @10.65¢/kWh† | \$0.41 / YEAR      |
| WARRANTY                 | 5 YRS / 20,000 HRS |

† Refers to Estimated annual cost

| DESCRIPTION                | ACTIVE CODE | SCHEDULED SKU UPDATE | SCHEDULED NEW CODE |
|----------------------------|-------------|----------------------|--------------------|
| ● 2700 KELVIN · LUMENS 400 | D83129A     |                      |                    |
| ● 3000 KELVIN · LUMENS 400 | D83139A     |                      |                    |
| ● 4000 KELVIN · LUMENS 400 | D83149A     |                      |                    |

**Dimmability Data / Données de gradation**

- ✓ SMOOTH AND CONSISTENT DIMMING
- X NOT RECOMMENDED
- INCONSISTENT DIMMING TRANSITION
- ^ POTENTIAL STROBING AT THIS LEVEL
- MIN LOSES DIMMABILITY BELOW THIS LEVEL
- MAX MAXIMUM LUMENS OUTPUT

|                                      | 2 BULBS |     |    |    |    |     | 5 BULBS |     |    |    |    |     | 30 BULBS |    |    |    |    |     |   |
|--------------------------------------|---------|-----|----|----|----|-----|---------|-----|----|----|----|-----|----------|----|----|----|----|-----|---|
|                                      | MIN     | 20  | 40 | 60 | 80 | MAX | MIN     | 20  | 40 | 60 | 80 | MAX | MIN      | 20 | 40 | 60 | 80 | MAX |   |
| LEGRAND ADORNE SOFTAP ADTP703U       |         | MIN | ✓  | ✓  | ✓  | ✓   | ✓       | ✓   | ✓  | ✓  | ✓  | ✓   | ✓        | ✓  | ✓  | ✓  | ✓  | ✓   | ✓ |
| LUTRON MAESTRO MACL-153MH            | ✓       | ✓   | ✓  | ✓  | ✓  | ✓   |         | ✓   | ✓  | ✓  | ✓  | ✓   | ✓        | ✓  | ✓  | ✓  | ✓  | ✓   | ✓ |
| LUTRON DIVA® / DIVA® C.L DVWCL-153PH | ✓       | ✓   | ✓  | ✓  | ✓  | ✓   | ✓       | ✓   | ✓  | ✓  | ✓  | ✓   | ✓        | ✓  | ✓  | ✓  | ✓  | ✓   | ✓ |
| LEVITON DECORA SURESLIDE®            | ✓       | ✓   | ✓  | ✓  | ✓  | ✓   | ✓       | ✓   | ✓  | ✓  | ✓  | ✓   | ✓        | ✓  | ✓  | ✓  | ✓  | ✓   | ✓ |
| LUTRON C.L SKYLARK CONTOUR CTL -153P | ✓       | ✓   | ✓  | ✓  | ✓  | ✓   | ✓       | ✓   | ✓  | ✓  | ✓  | ✓   | ✓        | ✓  | ✓  | ✓  | ✓  | ✓   | ✓ |
| LUTRON CASETA® WIRELESS              |         | MIN | ✓  | ✓  | ✓  | ✓   | ✓       | ✓   | ✓  | ✓  | ✓  | ✓   | ✓        | ✓  | ✓  | ✓  | ✓  | ✓   | ✓ |
| LEVITON DECORA ROCKER SLIDE          |         | MIN | ✓  | ✓  | ✓  | ✓   |         | MIN | ✓  | ✓  | ✓  | ✓   | ✓        | ✓  | ✓  | ✓  | ✓  | ✓   | ✓ |
| LEVITON DECORA SMART™                | ✓       | ✓   | ✓  | ✓  | ✓  | ✓   | ✓       | ✓   | ✓  | ✓  | ✓  | ✓   | ✓        | ✓  | ✓  | ✓  | ✓  | ✓   | ✓ |
| LUTRON MAESTRO PRO MA-PRO-WH         | •       | ✓   | ✓  | ✓  | ✓  | ✓   | •       | ✓   | ✓  | ✓  | ✓  | ✓   | •        | ✓  | ✓  | ✓  | ✓  | ✓   | ✓ |

**E12**

**T6**

**“TORPEDO” LED 40W EQUIVALENT**



H 3 1/4"

Ø 3/4"

**PACKAGING**



NOTE: Refer to image for scale/Se référer à l'image pour l'échelle

**SPECIFICATIONS**

|                          |                    |
|--------------------------|--------------------|
| WATTS                    | 4                  |
| DELIVERED LUMENS         | 400-425            |
| LAMP SHAPE               | T6                 |
| GLASS SHADE              | CLEAR              |
| BASE / ANSI BASE         | CANDELABRA / E12   |
| MAXIMUM HEIGHT           | 3 1/4"             |
| MAXIMUM DIAMETER         | 3/4"               |
| CRI                      | 90+                |
| BEAM ANGLE               | 360°               |
| JAB CERTIFIED            | NO                 |
| ENCLOSED RATED           | YES                |
| OPERATING TEMP.          | -20° C TO 45° C    |
| CASE QUANTITY            | 12/144             |
| LIFE CYCLE @ 3 HRS/DAY   | 18 YEARS           |
| ENERGY COST @10.65¢/kWh† | \$0.41 / YEAR      |
| WARRANTY                 | 5 YRS / 20,000 HRS |

† Refers to Estimated annual cost

**DESCRIPTION**

**ACTIVE CODE**

**SCHEDULED SKU UPDATE**

**SCHEDULED NEW CODE**

|   |                          |         |
|---|--------------------------|---------|
| ● | 2700 KELVIN · LUMENS 400 | D75129A |
| ● | 3000 KELVIN · LUMENS 400 | D75139A |
| ● | 4000 KELVIN · LUMENS 425 | D75149A |

**Dimmability Data / Données de gradation**

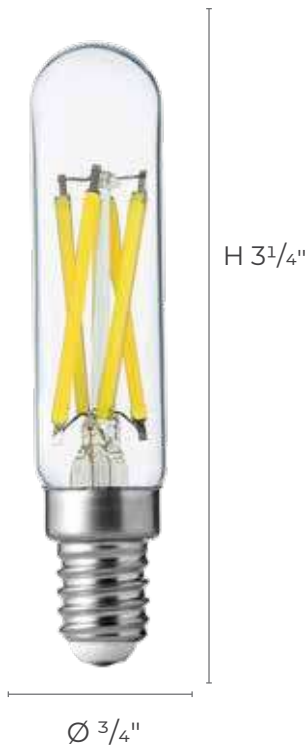
- ✓ SMOOTH AND CONSISTENT DIMMING
- X NOT RECOMMENDED
- INCONSISTENT DIMMING TRANSITION
- ^ POTENTIAL STROBING AT THIS LEVEL
- MIN LOSES DIMMABILITY BELOW THIS LEVEL
- MAX MAXIMUM LUMENS OUTPUT

|                                      | 2 BULBS |     |    |    |    |     | 5 BULBS |     |    |    |    |     | 30 BULBS |    |    |    |    |     |   |
|--------------------------------------|---------|-----|----|----|----|-----|---------|-----|----|----|----|-----|----------|----|----|----|----|-----|---|
|                                      | MIN     | 20  | 40 | 60 | 80 | MAX | MIN     | 20  | 40 | 60 | 80 | MAX | MIN      | 20 | 40 | 60 | 80 | MAX |   |
| LEGRAND ADORNE SOFTAP ADTP703U       |         | MIN | ✓  | ✓  | ✓  | ✓   | ✓       | ✓   | ✓  | ✓  | ✓  | ✓   | ✓        | ✓  | ✓  | ✓  | ✓  | ✓   | ✓ |
| LUTRON MAESTRO MACL-153MH            | ✓       | ✓   | ✓  | ✓  | ✓  | ✓   |         | ✓   | ✓  | ✓  | ✓  | ✓   | ✓        | ✓  | ✓  | ✓  | ✓  | ✓   | ✓ |
| LUTRON DIVA® / DIVA® C.L DVWCL-153PH | ✓       | ✓   | ✓  | ✓  | ✓  | ✓   | ✓       | ✓   | ✓  | ✓  | ✓  | ✓   | ✓        | ✓  | ✓  | ✓  | ✓  | ✓   | ✓ |
| LEVITON DECORA SURESLIDE®            | ✓       | ✓   | ✓  | ✓  | ✓  | ✓   | ✓       | ✓   | ✓  | ✓  | ✓  | ✓   | ✓        | ✓  | ✓  | ✓  | ✓  | ✓   | ✓ |
| LUTRON C.L SKYLARK CONTOUR CTL -153P | ✓       | ✓   | ✓  | ✓  | ✓  | ✓   | ✓       | ✓   | ✓  | ✓  | ✓  | ✓   | ✓        | ✓  | ✓  | ✓  | ✓  | ✓   | ✓ |
| LUTRON CASETA® WIRELESS              |         | MIN | ✓  | ✓  | ✓  | ✓   | ✓       | ✓   | ✓  | ✓  | ✓  | ✓   | ✓        | ✓  | ✓  | ✓  | ✓  | ✓   | ✓ |
| LEVITON DECORA ROCKER SLIDE          |         | MIN | ✓  | ✓  | ✓  | ✓   |         | MIN | ✓  | ✓  | ✓  | ✓   | ✓        | ✓  | ✓  | ✓  | ✓  | ✓   | ✓ |
| LEVITON DECORA SMART™                | ✓       | ✓   | ✓  | ✓  | ✓  | ✓   | ✓       | ✓   | ✓  | ✓  | ✓  | ✓   | ✓        | ✓  | ✓  | ✓  | ✓  | ✓   | ✓ |
| LUTRON MAESTRO PRO MA-PRO-WH         | •       | ✓   | ✓  | ✓  | ✓  | ✓   | •       | ✓   | ✓  | ✓  | ✓  | ✓   | •        | ✓  | ✓  | ✓  | ✓  | ✓   | ✓ |

**E12**

**T6**

**CLEAR "TORPEDO" LED 60W EQUIVALENT**



NOTE: Refer to image for scale/Se référer à l'image pour l'échelle

| SPECIFICATIONS           |                    |
|--------------------------|--------------------|
| WATTS                    | 6                  |
| DELIVERED LUMENS         | 600-650            |
| LAMP SHAPE               | T6                 |
| GLASS SHADE              | CLEAR              |
| BASE / ANSI BASE         | CANDELABRA / E12   |
| MAXIMUM HEIGHT           | 3 1/4"             |
| MAXIMUM DIAMETER         | 3/4"               |
| CRI                      | 80+                |
| BEAM ANGLE               | 360°               |
| JAB CERTIFIED            | NO                 |
| ENCLOSED RATED           | YES                |
| OPERATING TEMP.          | -20° C TO 45° C    |
| CASE QUANTITY            | 12/144             |
| LIFE CYCLE @ 3 HRS/DAY   | 18 YEARS           |
| ENERGY COST @10.65¢/kWh† | \$0.61 / YEAR      |
| WARRANTY                 | 5 YRS / 20,000 HRS |

† Refers to Estimated annual cost

| DESCRIPTION              | ACTIVE CODE | SCHEDULED SKU UPDATE | SCHEDULED NEW CODE |
|--------------------------|-------------|----------------------|--------------------|
| 2700 KELVIN · LUMENS 600 | DT627C6A    |                      |                    |
| 3000 KELVIN · LUMENS 625 | DT630C6A    |                      |                    |
| 4000 KELVIN · LUMENS 650 | DT640C6A    |                      |                    |

*Dimmability Data / Données de gradation*

- ✓ SMOOTH AND CONSISTENT DIMMING
- X NOT RECOMMENDED
- INCONSISTENT DIMMING TRANSITION
- ^ POTENTIAL STROBING AT THIS LEVEL
- MIN LOSES DIMMABILITY BELOW THIS LEVEL
- MAX MAXIMUM LUMENS OUTPUT

|                                      | 2 BULBS |    |    |    |    |     | 5 BULBS |    |    |    |    |     | 30 BULBS |    |    |    |    |     |
|--------------------------------------|---------|----|----|----|----|-----|---------|----|----|----|----|-----|----------|----|----|----|----|-----|
|                                      | MIN     | 20 | 40 | 60 | 80 | MAX | MIN     | 20 | 40 | 60 | 80 | MAX | MIN      | 20 | 40 | 60 | 80 | MAX |
| LEGRAND ADORNE SOFTAP ADTP703U       | ✓       | ✓  | ✓  | ✓  | ✓  | ✓   | ✓       | ✓  | ✓  | ✓  | ✓  | ✓   | ✓        | ✓  | ✓  | ✓  | ✓  | ✓   |
| LUTRON MAESTRO MACL-153MH            | ✓       | ✓  | ✓  | ✓  | ✓  | ✓   | ✓       | ✓  | ✓  | ✓  | ✓  | ✓   | ✓        | ✓  | ✓  | ✓  | ✓  | ✓   |
| LUTRON DIVA® / DIVA® C.L DVWCL-153PH | ✓       | ✓  | ✓  | ✓  | ✓  | ✓   | ✓       | ✓  | ✓  | ✓  | ✓  | ✓   | ✓        | ✓  | ✓  | ✓  | ✓  | ✓   |
| LEVITON DECORA SURESLIDE®            | ✓       | ✓  | ✓  | ✓  | ✓  | ✓   | ✓       | ✓  | ✓  | ✓  | ✓  | ✓   | ✓        | ✓  | ✓  | ✓  | ✓  | ✓   |
| LUTRON C.L SKYLARK CONTOUR CTL -153P | ✓       | ✓  | ✓  | ✓  | ✓  | ✓   | ✓       | ✓  | ✓  | ✓  | ✓  | ✓   | ✓        | ✓  | ✓  | ✓  | ✓  | ✓   |
| LUTRON CASETA® WIRELESS              | ✓       | ✓  | ✓  | ✓  | ✓  | ✓   | ✓       | ✓  | ✓  | ✓  | ✓  | ✓   | ✓        | ✓  | ✓  | ✓  | ✓  | ✓   |
| LEVITON DECORA ROCKER SLIDE          | ✓       | ✓  | ✓  | ✓  | ✓  | ✓   | ✓       | ✓  | ✓  | ✓  | ✓  | ✓   | ✓        | ✓  | ✓  | ✓  | ✓  | ✓   |
| LEVITON DECORA SMART™                | ✓       | ✓  | ✓  | ✓  | ✓  | ✓   | ✓       | ✓  | ✓  | ✓  | ✓  | ✓   | ✓        | ✓  | ✓  | ✓  | ✓  | ✓   |
| LUTRON MAESTRO PRO MA-PRO-WH         | ✓       | ✓  | ✓  | ✓  | ✓  | ✓   | ✓       | ✓  | ✓  | ✓  | ✓  | ✓   | ✓        | ✓  | ✓  | ✓  | ✓  | ✓   |

**E12**

**T6**



# OPAL "TORPEDO" LED 60W EQUIVALENT



NOTE: Refer to image for scale/Se référer à l'image pour l'échelle

| SPECIFICATIONS           |                    |
|--------------------------|--------------------|
| WATTS                    | 6                  |
| DELIVERED LUMENS         | 600                |
| LAMP SHAPE               | T6                 |
| GLASS SHADE              | OPAL <sup>†</sup>  |
| BASE / ANSI BASE         | CANDELABRA / E12   |
| MAXIMUM HEIGHT           | 3 1/2"             |
| MAXIMUM DIAMETER         | 3/4"               |
| CRI                      | 80+                |
| BEAM ANGLE               | 360°               |
| JA8 CERTIFIED            | NO                 |
| ENCLOSED RATED           | YES                |
| OPERATING TEMP.          | -20° C TO 45° C    |
| CASE QUANTITY            | 12/144             |
| LIFE CYCLE @ 3 HRS/DAY   | 18 YEARS           |
| ENERGY COST @10.65¢/kWh† | \$0.61 / YEAR      |
| WARRANTY                 | 5 YRS / 20,000 HRS |

<sup>†</sup> Refers to Estimated annual cost

| DESCRIPTION  | ORDER CODE     | STATUS | DEPLETING DATE |
|--|----------------|--------|----------------|
|  3000 KELVIN · LUMENS 600 | <b>D85139A</b> |        |                |
|  4000 KELVIN · LUMENS 600 | <b>D85149A</b> |        |                |

\*Opal/Frosted bulb SKUs may exhibit warmer colour temperatures than their Clear-glass counterparts and cannot be directly compared due to glass differences.

## Dimmability Data / Données de gradation

- ✓ SMOOTH AND CONSISTENT DIMMING
- X NOT RECOMMENDED
- INCONSISTENT DIMMING TRANSITION
- ^ POTENTIAL STROBING AT THIS LEVEL
- MIN LOSES DIMMABILITY BELOW THIS LEVEL
- MAX MAXIMUM LUMENS OUTPUT

|                                      | 2 BULBS |    |    |    |    |     | 5 BULBS |    |    |    |    |     | 30 BULBS |    |    |    |    |     |
|--------------------------------------|---------|----|----|----|----|-----|---------|----|----|----|----|-----|----------|----|----|----|----|-----|
|                                      | MIN     | 20 | 40 | 60 | 80 | MAX | MIN     | 20 | 40 | 60 | 80 | MAX | MIN      | 20 | 40 | 60 | 80 | MAX |
| LEGRAND ADORNE SOFTAP ADTP703U       | ✓       | ✓  | ✓  | ✓  | ✓  | ✓   | ✓       | ✓  | ✓  | ✓  | ✓  | ✓   | ✓        | ✓  | ✓  | ✓  | ✓  | ✓   |
| LUTRON MAESTRO MACL-153MH            | ✓       | ✓  | ✓  | ✓  | ✓  | ✓   | ✓       | ✓  | ✓  | ✓  | ✓  | ✓   | ✓        | ✓  | ✓  | ✓  | ✓  | ✓   |
| LUTRON DIVA® / DIVA® C.L DVWCL-153PH | ✓       | ✓  | ✓  | ✓  | ✓  | ✓   | ✓       | ✓  | ✓  | ✓  | ✓  | ✓   | ✓        | ✓  | ✓  | ✓  | ✓  | ✓   |
| LEVITON DECORA SURESLIDE®            | ✓       | ✓  | ✓  | ✓  | ✓  | ✓   | ✓       | ✓  | ✓  | ✓  | ✓  | ✓   | ✓        | ✓  | ✓  | ✓  | ✓  | ✓   |
| LUTRON C.L SKYLARK CONTOUR CTL -153P | ✓       | ✓  | ✓  | ✓  | ✓  | ✓   | ✓       | ✓  | ✓  | ✓  | ✓  | ✓   | ✓        | ✓  | ✓  | ✓  | ✓  | ✓   |
| LUTRON CASETA® WIRELESS              | ✓       | ✓  | ✓  | ✓  | ✓  | ✓   | ✓       | ✓  | ✓  | ✓  | ✓  | ✓   | ✓        | ✓  | ✓  | ✓  | ✓  | ✓   |
| LEVITON DECORA ROCKER SLIDE          | ✓       | ✓  | ✓  | ✓  | ✓  | ✓   | ✓       | ✓  | ✓  | ✓  | ✓  | ✓   | ✓        | ✓  | ✓  | ✓  | ✓  | ✓   |
| LEVITON DECORA SMART™                | ✓       | ✓  | ✓  | ✓  | ✓  | ✓   | ✓       | ✓  | ✓  | ✓  | ✓  | ✓   | ✓        | ✓  | ✓  | ✓  | ✓  | ✓   |
| LUTRON MAESTRO PRO MA-PRO-WH         | ✓       | ✓  | ✓  | ✓  | ✓  | ✓   | ✓       | ✓  | ✓  | ✓  | ✓  | ✓   | ✓        | ✓  | ✓  | ✓  | ✓  | ✓   |

E12

T9

# CLEAR "TORPEDO" CRI 90 LED 60W EQUIVALENT



H 3<sup>1</sup>/<sub>4</sub>"

Ø 1"



## PACKAGING



NOTE: Refer to image for scale/Se référer à l'image pour l'échelle

## SPECIFICATIONS

|                          |                                 |
|--------------------------|---------------------------------|
| WATTS                    | 5                               |
| DELIVERED LUMENS         | 550-575                         |
| LAMP SHAPE               | T9                              |
| GLASS SHADE              | CLEAR                           |
| BASE / ANSI BASE         | CANDELABRA / E12                |
| MAXIMUM HEIGHT           | 3 <sup>1</sup> / <sub>4</sub> " |
| MAXIMUM DIAMETER         | 1"                              |
| CRI                      | 90+                             |
| BEAM ANGLE               | 360°                            |
| JAB CERTIFIED            | YES                             |
| ENCLOSED RATED           | YES                             |
| OPERATING TEMP.          | -20° C TO 45° C                 |
| CASE QUANTITY            | 12/144                          |
| LIFE CYCLE @ 3 HRS/DAY   | 18 YEARS                        |
| ENERGY COST @10.65¢/kWh† | \$0.51 / YEAR                   |
| WARRANTY                 | 5 YRS / 20,000 HRS              |

† Refers to Estimated annual cost

| DESCRIPTION              | ACTIVE CODE | SCHEDULED SKU UPDATE | SCHEDULED NEW CODE |
|--------------------------|-------------|----------------------|--------------------|
| 2700 KELVIN · LUMENS 550 | D76129A     |                      |                    |
| 3000 KELVIN · LUMENS 550 | D76139A     |                      |                    |
| 4000 KELVIN · LUMENS 575 | D76149A     |                      |                    |

## Dimmability Data / Données de gradation

- ✓ SMOOTH AND CONSISTENT DIMMING
- X NOT RECOMMENDED
- INCONSISTENT DIMMING TRANSITION
- ^ POTENTIAL STROBING AT THIS LEVEL
- MIN LOSES DIMMABILITY BELOW THIS LEVEL
- MAX MAXIMUM LUMENS OUTPUT

|                                      | 2 BULBS |     |     |    |    | 5 BULBS |     |    |     |    | 30 BULBS |     |     |     |    |    |    |     |
|--------------------------------------|---------|-----|-----|----|----|---------|-----|----|-----|----|----------|-----|-----|-----|----|----|----|-----|
|                                      | MIN     | 20  | 40  | 60 | 80 | MAX     | MIN | 20 | 40  | 60 | 80       | MAX | MIN | 20  | 40 | 60 | 80 | MAX |
| LEGRAND ADORNE SOFTAP ADTP703U       |         | MIN | ✓   | ✓  | ✓  | ✓       | ✓   | ✓  | ✓   | ✓  | ✓        | ✓   | ✓   | ✓   | ✓  | ✓  | ✓  | ✓   |
| LUTRON MAESTRO MACL-153MH            |         |     | MIN | ✓  | ✓  | ✓       |     |    | MIN | ✓  | ✓        | ✓   |     | MIN | ✓  | ✓  | ✓  | ✓   |
| LUTRON DIVA® / DIVA® C.L DVWCL-153PH | ✓       | ✓   | ✓   | ✓  | ✓  | ✓       | ✓   | ✓  | ✓   | ✓  | ✓        | ✓   | ✓   | ✓   | ✓  | ✓  | ✓  | ✓   |
| LEVITON DECORA SURESLIDE®            | ✓       | ✓   | ✓   | ✓  | ✓  | ✓       | ✓   | ✓  | ✓   | ✓  | ✓        | ✓   | ✓   | ✓   | ✓  | ✓  | ✓  | ✓   |
| LUTRON C.L SKYLARK CONTOUR CTL -153P | ✓       | ✓   | ✓   | ✓  | ✓  | ✓       | ^   | ✓  | ✓   | ✓  | ✓        | ✓   | ✓   | ✓   | ✓  | ✓  | ✓  | ✓   |
| LUTRON CASETA® WIRELESS              | X       | X   | X   | X  | X  | X       | X   | X  | X   | X  | X        | X   | X   | X   | X  | X  | X  | X   |
| LEVITON DECORA ROCKER SLIDE          | ✓       | ^   | ✓   | ✓  | ✓  | ✓       | ✓   | ^  | ✓   | ✓  | ✓        | ✓   | ✓   | ✓   | ✓  | ✓  | ✓  | ✓   |
| LEVITON DECORA SMART™                | ✓       | ✓   | ✓   | ✓  | ✓  | ✓       | ✓   | ✓  | ✓   | ✓  | ✓        | ✓   | ✓   | ✓   | ✓  | ✓  | ✓  | ✓   |
| LUTRON MAESTRO PRO MA-PRO-WH         | •       | ✓   | ✓   | ✓  | ✓  | •       | •   | ✓  | ✓   | ✓  | ✓        | •   | •   | ✓   | ✓  | ✓  | ✓  | •   |

E12

T20

# "MARSHMALLOW" LED 40W EQUIVALENT



## PACKAGING



NOTE: Refer to image for scale/Se référer à l'image pour l'échelle

## SPECIFICATIONS

|                          |                    |
|--------------------------|--------------------|
| WATTS                    | 4                  |
| DELIVERED LUMENS         | 400                |
| LAMP SHAPE               | T20                |
| GLASS SHADE              | CLEAR              |
| BASE / ANSI BASE         | CANDELABRA / E12   |
| MAXIMUM HEIGHT           | 3 3/8"             |
| MAXIMUM DIAMETER         | 2"                 |
| CRI                      | 80+                |
| BEAM ANGLE               | 360°               |
| JAB CERTIFIED            | NO                 |
| ENCLOSED RATED           | YES                |
| OPERATING TEMP.          | -20° C TO 45° C    |
| CASE QUANTITY            | 12/144             |
| LIFE CYCLE @ 3 HRS/DAY   | 18 YEARS           |
| ENERGY COST @10.65¢/kWh† | \$0.41 / YEAR      |
| WARRANTY                 | 5 YRS / 20,000 HRS |

† Refers to Estimated annual cost

## DESCRIPTION

## ACTIVE CODE

## SCHEDULED SKU UPDATE


## SCHEDULED NEW CODE

|  |                          |             |
|--|--------------------------|-------------|
|  | 3000 KELVIN · LUMENS 400 | D82138A     |
|  | 4000 KELVIN · LUMENS 400 | DVLT20CC40A |

## Dimmability Data / Données de gradation

- ✓ SMOOTH AND CONSISTENT DIMMING
- X NOT RECOMMENDED
- INCONSISTENT DIMMING TRANSITION
- ^ POTENTIAL STROBING AT THIS LEVEL
- MIN LOSES DIMMABILITY BELOW THIS LEVEL
- MAX MAXIMUM LUMENS OUTPUT

|                                      | 2 BULBS |     |    |    |    |     | 5 BULBS |     |    |    |    |     | 30 BULBS |    |    |    |    |     |   |
|--------------------------------------|---------|-----|----|----|----|-----|---------|-----|----|----|----|-----|----------|----|----|----|----|-----|---|
|                                      | MIN     | 20  | 40 | 60 | 80 | MAX | MIN     | 20  | 40 | 60 | 80 | MAX | MIN      | 20 | 40 | 60 | 80 | MAX |   |
| LEGRAND ADORNE SOFTAP ADTP703U       |         | MIN | ✓  | ✓  | ✓  | ✓   | ✓       | ✓   | ✓  | ✓  | ✓  | ✓   | ✓        | ✓  | ✓  | ✓  | ✓  | ✓   | ✓ |
| LUTRON MAESTRO MACL-153MH            | ✓       | ✓   | ✓  | ✓  | ✓  | ✓   |         | ✓   | ✓  | ✓  | ✓  | ✓   | ✓        | ✓  | ✓  | ✓  | ✓  | ✓   | ✓ |
| LUTRON DIVA® / DIVA® C.L DVWCL-153PH | ✓       | ✓   | ✓  | ✓  | ✓  | ✓   | ✓       | ✓   | ✓  | ✓  | ✓  | ✓   | ✓        | ✓  | ✓  | ✓  | ✓  | ✓   | ✓ |
| LEVITON DECORA SURESLIDE®            | ✓       | ✓   | ✓  | ✓  | ✓  | ✓   | ✓       | ✓   | ✓  | ✓  | ✓  | ✓   | ✓        | ✓  | ✓  | ✓  | ✓  | ✓   | ✓ |
| LUTRON C.L SKYLARK CONTOUR CTL -153P | ✓       | ✓   | ✓  | ✓  | ✓  | ✓   | ✓       | ✓   | ✓  | ✓  | ✓  | ✓   | ✓        | ✓  | ✓  | ✓  | ✓  | ✓   | ✓ |
| LUTRON CASETA® WIRELESS              |         | MIN | ✓  | ✓  | ✓  | ✓   | ✓       | ✓   | ✓  | ✓  | ✓  | ✓   | ✓        | ✓  | ✓  | ✓  | ✓  | ✓   | ✓ |
| LEVITON DECORA ROCKER SLIDE          |         | MIN | ✓  | ✓  | ✓  | ✓   |         | MIN | ✓  | ✓  | ✓  | ✓   | ✓        | ✓  | ✓  | ✓  | ✓  | ✓   | ✓ |
| LEVITON DECORA SMART™                | ✓       | ✓   | ✓  | ✓  | ✓  | ✓   | ✓       | ✓   | ✓  | ✓  | ✓  | ✓   | ✓        | ✓  | ✓  | ✓  | ✓  | ✓   | ✓ |
| LUTRON MAESTRO PRO MA-PRO-WH         | •       | ✓   | ✓  | ✓  | ✓  | ✓   | •       | ✓   | ✓  | ✓  | ✓  | ✓   | •        | ✓  | ✓  | ✓  | ✓  | ✓   | ✓ |

**E26****BT22****"LANTERN" LED 40W EQUIVALENT**H 4<sup>5</sup>/<sub>8</sub>"Ø 3<sup>3</sup>/<sub>8</sub>"**PACKAGING**

NOTE: Refer to image for scale/Se référer à l'image pour l'échelle

**SPECIFICATIONS**

|                          |                                 |
|--------------------------|---------------------------------|
| WATTS                    | 4                               |
| DELIVERED LUMENS         | 400                             |
| LAMP SHAPE               | BT22                            |
| GLASS SHADE              | CLEAR                           |
| BASE / ANSI BASE         | MEDIUM / E26                    |
| MAXIMUM HEIGHT           | 4 <sup>5</sup> / <sub>8</sub> " |
| MAXIMUM DIAMETER         | 3 <sup>3</sup> / <sub>8</sub> " |
| CRI                      | 80+                             |
| BEAM ANGLE               | 360°                            |
| JAB8 CERTIFIED           | NO                              |
| ENCLOSED RATED           | YES                             |
| OPERATING TEMP.          | -20° C TO 45° C                 |
| CASE QUANTITY            | 12/144                          |
| LIFE CYCLE @ 3 HRS/DAY   | 18 YEARS                        |
| ENERGY COST @10.65¢/kWh† | \$0.41 / YEAR                   |
| WARRANTY                 | 5 YRS / 20,000 HRS              |

† Refers to Estimated annual cost

| DESCRIPTION  | ACTIVE CODE  | SCHEDULED SKU UPDATE | SCHEDULED NEW CODE |
|--|--------------|----------------------|--------------------|
|  3000 KELVIN · LUMENS 400 | DVLBT22MC30A |                      |                    |

**Dimmability Data / Données de gradation**

- ✓ SMOOTH AND CONSISTENT DIMMING
- X NOT RECOMMENDED
- INCONSISTENT DIMMING TRANSITION
- ^ POTENTIAL STROBING AT THIS LEVEL
- MIN LOSES DIMMABILITY BELOW THIS LEVEL
- MAX MAXIMUM LUMENS OUTPUT

|                                      | 2 BULBS |     |    |    |    |     | 5 BULBS |     |    |    |    |     | 30 BULBS |     |    |    |    |     |   |
|--------------------------------------|---------|-----|----|----|----|-----|---------|-----|----|----|----|-----|----------|-----|----|----|----|-----|---|
|                                      | MIN     | 20  | 40 | 60 | 80 | MAX | MIN     | 20  | 40 | 60 | 80 | MAX | MIN      | 20  | 40 | 60 | 80 | MAX |   |
| LEGRAND ADORNE SOFTAP ADTP703U       |         | MIN | ✓  | ✓  | ✓  | ✓   | ✓       | ✓   | ✓  | ✓  | ✓  | ✓   | ✓        | ✓   | ✓  | ✓  | ✓  | ✓   | ✓ |
| LUTRON MAESTRO MACL-153MH            | ✓       | ✓   | ✓  | ✓  | ✓  | ✓   |         | MIN | ✓  | ✓  | ✓  | ✓   | ✓        | ✓   | ✓  | ✓  | ✓  | ✓   | ✓ |
| LUTRON DIVA® / DIVA® C.L DVWCL-153PH | ✓       | ✓   | ✓  | ✓  | ✓  | ✓   | ✓       | ✓   | ✓  | ✓  | ✓  | ✓   | ✓        | ✓   | ✓  | ✓  | ✓  | ✓   | ✓ |
| LEVITON DECORA SURESLIDE®            | ✓       | ✓   | ✓  | ✓  | ✓  | ✓   | ✓       | ✓   | ✓  | ✓  | ✓  | ✓   | ✓        | ✓   | ✓  | ✓  | ✓  | ✓   | ✓ |
| LUTRON C.L SKYLARK CONTOUR CTL -153P | ✓       | ✓   | ✓  | ✓  | ✓  | ✓   | ✓       | ✓   | ✓  | ✓  | ✓  | ✓   | ✓        | ✓   | ✓  | ✓  | ✓  | ✓   | ✓ |
| LUTRON CASETA® WIRELESS              |         | MIN | ✓  | ✓  | ✓  | ✓   |         | MIN | ✓  | ✓  | ✓  | ✓   | ✓        | MIN | ✓  | ✓  | ✓  | ✓   | ✓ |
| LEVITON DECORA ROCKER SLIDE          | ✓       | ✓   | ✓  | ✓  | ✓  | ✓   | ✓       | ✓   | ✓  | ✓  | ✓  | ✓   | ✓        | ✓   | ✓  | ✓  | ✓  | ✓   | ✓ |
| LEVITON DECORA SMART™                | ✓       | ✓   | ✓  | ✓  | ✓  | ✓   | ✓       | ✓   | ✓  | ✓  | ✓  | ✓   | ✓        | ✓   | ✓  | ✓  | ✓  | ✓   | ✓ |
| LUTRON MAESTRO PRO MA-PRO-WH         | •       | ✓   | •  | ✓  | ✓  | ✓   | ✓       | ✓   | ✓  | ✓  | ✓  | ✓   | •        | ✓   | ✓  | ✓  | ✓  | ✓   | ✓ |

**E26**

**A15**

**CLEAR A15 LED 60W EQUIVALENT**



H 3 1/2"

Ø 2"

**PACKAGING**



NOTE: Refer to image for scale/Se référer à l'image pour l'échelle

**SPECIFICATIONS**

|                          |                    |
|--------------------------|--------------------|
| WATTS                    | 6                  |
| DELIVERED LUMENS         | 575-625            |
| LAMP SHAPE               | A15                |
| GLASS SHADE              | CLEAR              |
| BASE / ANSI BASE         | MEDIUM / E26       |
| MAXIMUM HEIGHT           | 3 1/2"             |
| MAXIMUM DIAMETER         | 2"                 |
| CRI                      | 80+                |
| BEAM ANGLE               | 360°               |
| JAB CERTIFIED            | NO                 |
| ENCLOSED RATED           | YES                |
| OPERATING TEMP.          | -20° C TO 45° C    |
| CASE QUANTITY            | 12/144             |
| LIFE CYCLE @ 3 HRS/DAY   | 18 YEARS           |
| ENERGY COST @10.65¢/kWh† | \$0.62 / YEAR      |
| WARRANTY                 | 5 YRS / 20,000 HRS |

† Refers to Estimated annual cost

|   | DESCRIPTION              | ACTIVE CODE | SCHEDULED SKU UPDATE | SCHEDULED NEW CODE |
|---|--------------------------|-------------|----------------------|--------------------|
| ● | 2700 KELVIN · LUMENS 575 | DVA15MC27A  | JANUARY 2025         | DAI527C6A          |
| ● | 3000 KELVIN · LUMENS 600 | DVA15MC30A  | JANUARY 2025         | DAI530C6A          |
| ● | 4000 KELVIN · LUMENS 615 | DVA15MC40A  | JANUARY 2025         | DAI540C6A          |
| ● | 5000 KELVIN · LUMENS 625 | DVA15MC50A  | JANUARY 2025         | DAI550C6A          |

**Dimmability Data / Données de gradation**

- ✓ SMOOTH AND CONSISTENT DIMMING
- X NOT RECOMMENDED
- INCONSISTENT DIMMING TRANSITION
- ^ POTENTIAL STROBING AT THIS LEVEL
- MIN LOSES DIMMABILITY BELOW THIS LEVEL
- MAX MAXIMUM LUMENS OUTPUT

|                                      | 2 BULBS |     |    |    |    | 5 BULBS |     |    |    |    | 30 BULBS |     |     |    |    |    |    |     |   |
|--------------------------------------|---------|-----|----|----|----|---------|-----|----|----|----|----------|-----|-----|----|----|----|----|-----|---|
|                                      | MIN     | 20  | 40 | 60 | 80 | MAX     | MIN | 20 | 40 | 60 | 80       | MAX | MIN | 20 | 40 | 60 | 80 | MAX |   |
| LEGRAND ADORNE SOFTAP ADTP703U       |         | MIN | ✓  | ✓  | ✓  | ^       | ^   | ✓  | ✓  | ✓  | ✓        | ✓   | ✓   | ✓  | ✓  | ✓  | ✓  | ✓   | ✓ |
| LUTRON MAESTRO MACL-153MH            |         | MIN | ✓  | ^  | ✓  | •       | ✓   | ✓  | ✓  | ✓  | ✓        | •   | ^   | ^  | ✓  | ✓  | ✓  | ✓   | ^ |
| LUTRON DIVA® / DIVA® C.L DVWCL-153PH | ^       | ^   | ✓  | ^  | ✓  | X       | ✓   | ^  | ✓  | ✓  | ✓        | X   | ^   | ✓  | ✓  | ^  | ^  | ^   | X |
| LEVITON DECORA SURESLIDE®            | ^       | ✓   | ✓  | ✓  | ✓  | ✓       | ^   | ^  | ^  | ✓  | ✓        | ✓   | ^   | ^  | ^  | ✓  | ✓  | ✓   | ✓ |
| LUTRON C.L SKYLARK CONTOUR CTL -153P | ✓       | ✓   | ✓  | ✓  | ^  | ^       | ✓   | ✓  | ✓  | ✓  | ^        | ^   | ✓   | ✓  | ✓  | ✓  | ✓  | ✓   | ✓ |
| LUTRON CASETA® WIRELESS              | ^       | ^   | ✓  | ✓  | ✓  | ^       | ^   | ^  | ^  | ✓  | ✓        | ✓   | ^   | ^  | ^  | ✓  | ✓  | ✓   | ✓ |
| LEVITON DECORA ROCKER SLIDE          | ^       | ✓   | ✓  | ✓  | ✓  | ^       | ^   | ✓  | ✓  | ✓  | ✓        | ✓   | ^   | ^  | ^  | ^  | ✓  | ✓   | ✓ |
| LEVITON DECORA SMART™                | X       | X   | X  | X  | X  | X       | X   | X  | X  | X  | X        | X   | X   | X  | X  | X  | X  | X   | X |
| LUTRON MAESTRO PRO MA-PRO-WH         | •       | ✓   | ✓  | ✓  | ✓  | •       | •   | ✓  | ✓  | ✓  | ✓        | ✓   | •   | ✓  | ✓  | ✓  | ✓  | ✓   | ✓ |



**E26**


**A19**

**CLEAR A19 LED 75W EQUIVALENT**



H 4"

Ø 2 3/8"



NOTE: Refer to image for scale/Se référer à l'image pour l'échelle

| SPECIFICATIONS           |                    |
|--------------------------|--------------------|
| WATTS                    | 7.5                |
| DELIVERED LUMENS         | 775-850            |
| LAMP SHAPE               | A19                |
| GLASS SHADE              | CLEAR              |
| BASE / ANSI BASE         | MEDIUM / E26       |
| MAXIMUM HEIGHT           | 4"                 |
| MAXIMUM DIAMETER         | 2 3/8"             |
| CRI                      | 80+                |
| BEAM ANGLE               | 360°               |
| JA8 CERTIFIED            | NO                 |
| ENCLOSED RATED           | YES                |
| OPERATING TEMP.          | -20° C TO 45° C    |
| CASE QUANTITY            | 12/144             |
| LIFE CYCLE @ 3 HRS/DAY   | 18 YEARS           |
| ENERGY COST @10.65¢/kWh† | \$0.77 / YEAR      |
| WARRANTY                 | 5 YRS / 20,000 HRS |

† Refers to Estimated annual cost

| DESCRIPTION              | ACTIVE CODE | SCHEDULED SKU UPDATE | SCHEDULED NEW CODE |
|--------------------------|-------------|----------------------|--------------------|
| 2700 KELVIN · LUMENS 775 | DA1927C8A   |                      |                    |
| 3000 KELVIN · LUMENS 800 | DA1930C8A   |                      |                    |
| 3500 KELVIN · LUMENS 812 | DA1935C8A   |                      |                    |
| 4000 KELVIN · LUMENS 825 | DA1940C8A   |                      |                    |
| 5000 KELVIN · LUMENS 850 | DA1950C8A   |                      |                    |

**Dimmability Data / Données de gradation**


- ✓ SMOOTH AND CONSISTENT DIMMING
- X NOT RECOMMENDED
- INCONSISTENT DIMMING TRANSITION
- ^ POTENTIAL STROBING AT THIS LEVEL
- MIN LOSES DIMMABILITY BELOW THIS LEVEL
- MAX MAXIMUM LUMENS OUTPUT

|                                      | 2 BULBS |     |    |    |    | 5 BULBS |     |     |    |    | 30 BULBS |     |     |    |    |    |    |     |
|--------------------------------------|---------|-----|----|----|----|---------|-----|-----|----|----|----------|-----|-----|----|----|----|----|-----|
|                                      | MIN     | 20  | 40 | 60 | 80 | MAX     | MIN | 20  | 40 | 60 | 80       | MAX | MIN | 20 | 40 | 60 | 80 | MAX |
| LUTRON SUNNATA STCL-153PH-WH-C       |         | MIN | ✓  | ✓  | ✓  | ✓       | ✓   | ✓   | ✓  | ✓  | ✓        | ✓   | ✓   | ✓  | ✓  | ✓  | ✓  | ✓   |
| LUTRON MAESTRO MACL-153MH            | ✓       | ✓   | ✓  | ✓  | ✓  | ✓       |     | ✓   | ✓  | ✓  | ✓        | ✓   | ✓   | ✓  | ✓  | ✓  | ✓  | ✓   |
| LUTRON DIVA® / DIVA® C.L DVWCL-153PH | ✓       | ✓   | ✓  | ✓  | ✓  | ✓       | ✓   | ✓   | ✓  | ✓  | ✓        | ✓   | ✓   | ✓  | ✓  | ✓  | ✓  | ✓   |
| LEVITON DECORA SURESLIDE®            | ✓       | ✓   | ✓  | ✓  | ✓  | ✓       | ✓   | ✓   | ✓  | ✓  | ✓        | ✓   | ✓   | ✓  | ✓  | ✓  | ✓  | ✓   |
| LUTRON C.L SKYLARK CONTOUR CTL -153P | ✓       | ✓   | ✓  | ✓  | ✓  | ✓       | ✓   | ✓   | ✓  | ✓  | ✓        | ✓   | ✓   | ✓  | ✓  | ✓  | ✓  | ✓   |
| LUTRON CASETA® WIRELESS              |         | MIN | ✓  | ✓  | ✓  | ✓       | ✓   | ✓   | ✓  | ✓  | ✓        | ✓   | ✓   | ✓  | ✓  | ✓  | ✓  | ✓   |
| LEVITON DECORA ROCKER SLIDE          |         | MIN | ✓  | ✓  | ✓  | ✓       |     | MIN | ✓  | ✓  | ✓        | ✓   | ✓   | ✓  | ✓  | ✓  | ✓  | ✓   |
| LEVITON DECORA SMART™                | ✓       | ✓   | ✓  | ✓  | ✓  | ✓       | ✓   | ✓   | ✓  | ✓  | ✓        | ✓   | ✓   | ✓  | ✓  | ✓  | ✓  | ✓   |
| LUTRON MAESTRO PRO MA-PRO-WH         | •       | ✓   | ✓  | ✓  | ✓  | ✓       | •   | ✓   | ✓  | ✓  | •        | ✓   | •   | ✓  | ✓  | •  | ✓  | ✓   |

**E26****A19****OPAL A19 LED 75W EQUIVALENT**

H 4"

Ø 2 3/8"



NOTE: Refer to image for scale/Se référer à l'image pour l'échelle

| SPECIFICATIONS           |                    |
|--------------------------|--------------------|
| WATTS                    | 7.5                |
| DELIVERED LUMENS         | 725-775            |
| LAMP SHAPE               | A19                |
| GLASS SHADE              | OPAL*              |
| BASE / ANSI BASE         | MEDIUM / E26       |
| MAXIMUM HEIGHT           | 4"                 |
| MAXIMUM DIAMETER         | 2 3/8"             |
| CRI                      | 80+                |
| BEAM ANGLE               | 360°               |
| JAB CERTIFIED            | NO                 |
| ENCLOSED RATED           | YES                |
| OPERATING TEMP.          | -20° C TO 45° C    |
| CASE QUANTITY            | 12/144             |
| LIFE CYCLE @ 3 HRS/DAY   | 18 YEARS           |
| ENERGY COST @10.65¢/kWh† | \$0.77 / YEAR      |
| WARRANTY                 | 5 YRS / 20,000 HRS |

† Refers to Estimated annual cost

| DESCRIPTION              | ACTIVE CODE | SCHEDULED SKU UPDATE | SCHEDULED NEW CODE |
|--------------------------|-------------|----------------------|--------------------|
| 2700 KELVIN · LUMENS 725 | DA1927P8A   |                      |                    |
| 3000 KELVIN · LUMENS 750 | DA1930P8A   |                      |                    |
| 3500 KELVIN · LUMENS 760 | DA1935P8A   |                      |                    |
| 4000 KELVIN · LUMENS 775 | DA1940P8A   |                      |                    |

\*Opal/Frosted bulb SKUs may exhibit warmer colour temperatures than their Clear-glass counterparts and cannot be directly compared due to glass differences.

**Dimmability Data / Données de gradation**

- ✓ SMOOTH AND CONSISTENT DIMMING
- X NOT RECOMMENDED
- INCONSISTENT DIMMING TRANSITION
- ^ POTENTIAL STROBING AT THIS LEVEL
- MIN LOSES DIMMABILITY BELOW THIS LEVEL
- MAX MAXIMUM LUMENS OUTPUT

|                                      | 2 BULBS |     |    |    |    | 5 BULBS |     |     |    |    | 30 BULBS |     |     |    |    |    |    |     |   |
|--------------------------------------|---------|-----|----|----|----|---------|-----|-----|----|----|----------|-----|-----|----|----|----|----|-----|---|
|                                      | MIN     | 20  | 40 | 60 | 80 | MAX     | MIN | 20  | 40 | 60 | 80       | MAX | MIN | 20 | 40 | 60 | 80 | MAX |   |
| LUTRON SUNNATA STCL-153PH-WH-C       |         | MIN | ✓  | ✓  | ✓  | ✓       | ✓   | ✓   | ✓  | ✓  | ✓        | ✓   | ✓   | ✓  | ✓  | ✓  | ✓  | ✓   | ✓ |
| LUTRON MAESTRO MACL-153MH            | ✓       | ✓   | ✓  | ✓  | ✓  | ✓       |     | ✓   | ✓  | ✓  | ✓        | ✓   | ✓   | ✓  | ✓  | ✓  | ✓  | ✓   | ✓ |
| LUTRON DIVA® / DIVA® C.L DVWCL-153PH | ✓       | ✓   | ✓  | ✓  | ✓  | ✓       | ✓   | ✓   | ✓  | ✓  | ✓        | ✓   | ✓   | ✓  | ✓  | ✓  | ✓  | ✓   | ✓ |
| LEVITON DECORA SURESLIDE®            | ✓       | ✓   | ✓  | ✓  | ✓  | ✓       | ✓   | ✓   | ✓  | ✓  | ✓        | ✓   | ✓   | ✓  | ✓  | ✓  | ✓  | ✓   | ✓ |
| LUTRON C.L SKYLARK CONTOUR CTL -153P | ✓       | ✓   | ✓  | ✓  | ✓  | ✓       | ✓   | ✓   | ✓  | ✓  | ✓        | ✓   | ✓   | ✓  | ✓  | ✓  | ✓  | ✓   | ✓ |
| LUTRON CASETA® WIRELESS              |         | MIN | ✓  | ✓  | ✓  | ✓       | ✓   | ✓   | ✓  | ✓  | ✓        | ✓   | ✓   | ✓  | ✓  | ✓  | ✓  | ✓   | ✓ |
| LEVITON DECORA ROCKER SLIDE          |         | MIN | ✓  | ✓  | ✓  | ✓       |     | MIN | ✓  | ✓  | ✓        | ✓   | ✓   | ✓  | ✓  | ✓  | ✓  | ✓   | ✓ |
| LEVITON DECORA SMART™                | ✓       | ✓   | ✓  | ✓  | ✓  | ✓       | ✓   | ✓   | ✓  | ✓  | ✓        | ✓   | ✓   | ✓  | ✓  | ✓  | ✓  | ✓   | ✓ |
| LUTRON MAESTRO PRO MA-PRO-WH         | •       | ✓   | ✓  | ✓  | ✓  | ✓       | •   | ✓   | ✓  | ✓  | ✓        | ✓   | •   | ✓  | ✓  | ✓  | ✓  | ✓   | ✓ |

**E26****A19****CLEAR A19 LED 100W EQUIVALENT**

H 4"


Ø 2<sup>3</sup>/<sub>8</sub>"**PACKAGING**

NOTE: Refer to image for scale/Se référer à l'image pour l'échelle

**SPECIFICATIONS**

|                          |                                 |
|--------------------------|---------------------------------|
| WATTS                    | 10                              |
| DELIVERED LUMENS         | 1000                            |
| LAMP SHAPE               | A19                             |
| GLASS SHADE              | CLEAR                           |
| BASE / ANSI BASE         | MEDIUM / E26                    |
| MAXIMUM HEIGHT           | 4"                              |
| MAXIMUM DIAMETER         | 2 <sup>3</sup> / <sub>8</sub> " |
| CRI                      | 90+                             |
| BEAM ANGLE               | 360°                            |
| JAB CERTIFIED            | NO                              |
| ENCLOSED RATED           | NO                              |
| OPERATING TEMP.          | -20° C TO 45° C                 |
| CASE QUANTITY            | 12/144                          |
| LIFE CYCLE @ 3 HRS/DAY   | 18 YEARS                        |
| ENERGY COST @10.65¢/kWh† | \$1.02 / YEAR                   |
| WARRANTY                 | 5 YRS / 20,000 HRS              |


† Refers to Estimated annual cost

| DESCRIPTION   | ACTIVE CODE    | SCHEDULED SKU UPDATE | SCHEDULED NEW CODE |
|---|----------------|----------------------|--------------------|
|  3000 KELVIN · LUMENS 1000 | <b>D11339A</b> |                      |                    |
|  4000 KELVIN · LUMENS 1000 | <b>D11349A</b> |                      |                    |

**Dimmability Data / Données de gradation**

- ✓ SMOOTH AND CONSISTENT DIMMING
- X NOT RECOMMENDED
- INCONSISTENT DIMMING TRANSITION
- ^ POTENTIAL STROBING AT THIS LEVEL
- MIN LOSES DIMMABILITY BELOW THIS LEVEL
- MAX MAXIMUM LUMENS OUTPUT

|                                      | 2 BULBS |    |    |    |    |     | 5 BULBS |    |    |    |    |     | 30 BULBS |    |    |    |    |     |   |
|--------------------------------------|---------|----|----|----|----|-----|---------|----|----|----|----|-----|----------|----|----|----|----|-----|---|
|                                      | MIN     | 20 | 40 | 60 | 80 | MAX | MIN     | 20 | 40 | 60 | 80 | MAX | MIN      | 20 | 40 | 60 | 80 | MAX |   |
| LEGRAND ADORNE SOFTAP ADTP703U       | ✓       | ✓  | ✓  | ✓  | ✓  | ✓   | ✓       | ✓  | ✓  | ✓  | ✓  | ✓   | ✓        | ✓  | ✓  | ✓  | ✓  | ✓   | ✓ |
| LUTRON MAESTRO MACL-153MH            | ✓       | ✓  | ✓  | ✓  | ✓  | ✓   | ✓       | ✓  | ✓  | ✓  | ✓  | ✓   | ✓        | ✓  | ✓  | ✓  | ✓  | ✓   | ✓ |
| LUTRON DIVA® / DIVA® C.L DVWCL-153PH | ✓       | ✓  | ✓  | ✓  | ✓  | ✓   | ✓       | ^  | ✓  | ✓  | ✓  | ✓   | ✓        | ✓  | ✓  | ✓  | ✓  | ✓   | ✓ |
| LEVITON DECORA SURESLIDE®            | •       | •  | ✓  | ✓  | ✓  | ✓   | •       | ✓  | ✓  | ✓  | ✓  | ✓   | •        | ✓  | ✓  | ✓  | ✓  | ✓   | ✓ |
| LUTRON C.L SKYLARK CONTOUR CTL -153P | •       | •  | •  | ✓  | ✓  | ✓   | •       | ✓  | ✓  | ✓  | ✓  | ✓   | •        | •  | ✓  | ✓  | ✓  | ✓   | ✓ |
| LUTRON CASETA® WIRELESS              | ✓       | ✓  | ✓  | ✓  | ✓  | ✓   | ✓       | ✓  | ✓  | ✓  | ✓  | ✓   | ✓        | ✓  | ✓  | ✓  | ✓  | ✓   | ✓ |
| LEVITON DECORA ROCKER SLIDE          | ✓       | ✓  | ✓  | ✓  | ✓  | ✓   | ✓       | ✓  | ✓  | ✓  | ✓  | ✓   | ✓        | ✓  | ✓  | ✓  | ✓  | ✓   | ✓ |
| LEVITON DECORA SMART™                | ✓       | ✓  | ✓  | ✓  | ✓  | ✓   | ✓       | ✓  | ✓  | ✓  | ✓  | ✓   | ✓        | ✓  | ✓  | ✓  | ✓  | ✓   | ✓ |
| LUTRON MAESTRO PRO MA-PRO-WH         | ✓       | ✓  | ✓  | ✓  | ✓  | ✓   | ✓       | ✓  | ✓  | ✓  | ✓  | ✓   | ✓        | ✓  | ✓  | ✓  | ✓  | ✓   | ✓ |

**E26****A19****FROSTED A19 LED 100W EQUIVALENT**

NOTE: Refer to image for scale/Se référer à l'image pour l'échelle

| SPECIFICATIONS           |                                 |
|--------------------------|---------------------------------|
| WATTS                    | 10                              |
| DELIVERED LUMENS         | 1000                            |
| LAMP SHAPE               | A19                             |
| GLASS SHADE              | FROSTED*                        |
| BASE / ANSI BASE         | MEDIUM / E26                    |
| MAXIMUM HEIGHT           | 4"                              |
| MAXIMUM DIAMETER         | 2 <sup>3</sup> / <sub>8</sub> " |
| CRI                      | 90+                             |
| BEAM ANGLE               | 360°                            |
| JAB CERTIFIED            | NO                              |
| ENCLOSED RATED           | NO                              |
| OPERATING TEMP.          | -20° C TO 45° C                 |
| CASE QUANTITY            | 12/144                          |
| LIFE CYCLE @ 3 HRS/DAY   | 18 YEARS                        |
| ENERGY COST @10.65¢/kWh† | \$1.02 / YEAR                   |
| WARRANTY                 | 5 YRS / 20,000 HRS              |

† Refers to Estimated annual cost

| DESCRIPTION                  | ACTIVE CODE    | SCHEDULED SKU UPDATE | SCHEDULED NEW CODE |
|------------------------------|----------------|----------------------|--------------------|
| ● 3000 KELVIN · LUMENS 1000* | <b>D10339A</b> |                      |                    |

\*Opal/Frosted bulb SKUs may exhibit warmer colour temperatures than their Clear-Glass counterparts and cannot be directly compared due to glass differences.

**Dimmability Data / Données de gradation**

- ✓ SMOOTH AND CONSISTENT DIMMING
- X NOT RECOMMENDED
- INCONSISTENT DIMMING TRANSITION
- ^ POTENTIAL STROBING AT THIS LEVEL
- MIN LOSES DIMMABILITY BELOW THIS LEVEL
- MAX MAXIMUM LUMENS OUTPUT

|                                      | 2 BULBS |    |    |    |    |     | 5 BULBS |    |    |    |    |     | 30 BULBS |    |    |    |    |     |
|--------------------------------------|---------|----|----|----|----|-----|---------|----|----|----|----|-----|----------|----|----|----|----|-----|
|                                      | MIN     | 20 | 40 | 60 | 80 | MAX | MIN     | 20 | 40 | 60 | 80 | MAX | MIN      | 20 | 40 | 60 | 80 | MAX |
| LEGRAND ADORNE SOFTAP ADTP703U       | ✓       | ✓  | ✓  | ✓  | ✓  | ✓   | ✓       | ✓  | ✓  | ✓  | ✓  | ✓   | ✓        | ✓  | ✓  | ✓  | ✓  | ✓   |
| LUTRON MAESTRO MACL-153MH            | ✓       | ✓  | ✓  | ✓  | ✓  | ✓   | ✓       | ✓  | ✓  | ✓  | ✓  | ✓   | ✓        | ✓  | ✓  | ✓  | ✓  | ✓   |
| LUTRON DIVA® / DIVA® C.L DVWCL-153PH | ✓       | ✓  | ✓  | ✓  | ✓  | ✓   | ✓       | ^  | ✓  | ✓  | ✓  | ✓   | ✓        | ✓  | ✓  | ✓  | ✓  | ✓   |
| LEVITON DECORA SURESLIDE®            | •       | •  | ✓  | ✓  | ✓  | ✓   | •       | ✓  | ✓  | ✓  | ✓  | ✓   | •        | ✓  | ✓  | ✓  | ✓  | ✓   |
| LUTRON C.L SKYLARK CONTOUR CTL -153P | •       | •  | •  | ✓  | ✓  | ✓   | •       | ✓  | ✓  | ✓  | ✓  | ✓   | •        | •  | ✓  | ✓  | ✓  | ✓   |
| LUTRON CASETA® WIRELESS              | ✓       | ✓  | ✓  | ✓  | ✓  | ✓   | ✓       | ✓  | ✓  | ✓  | ✓  | ✓   | ✓        | ✓  | ✓  | ✓  | ✓  | ✓   |
| LEVITON DECORA ROCKER SLIDE          | ✓       | ✓  | ✓  | ✓  | ✓  | ✓   | ✓       | ✓  | ✓  | ✓  | ✓  | ✓   | ✓        | ✓  | ✓  | ✓  | ✓  | ✓   |
| LEVITON DECORA SMART™                | ✓       | ✓  | ✓  | ✓  | ✓  | ✓   | ✓       | ✓  | ✓  | ✓  | ✓  | ✓   | ✓        | ✓  | ✓  | ✓  | ✓  | ✓   |
| LUTRON MAESTRO PRO MA-PRO-WH         | ✓       | ✓  | ✓  | ✓  | ✓  | ✓   | ✓       | ✓  | ✓  | ✓  | ✓  | ✓   | ✓        | ✓  | ✓  | ✓  | ✓  | ✓   |

**E26**

**ST17**

**SMALL EDISON LED 40W EQUIVALENT**



H 4 1/2"

Ø 1 7/8"

**PACKAGING**



NOTE: Refer to image for scale/Se référer à l'image pour l'échelle

**SPECIFICATIONS**

|                          |                    |
|--------------------------|--------------------|
| WATTS                    | 4                  |
| DELIVERED LUMENS         | 500-540            |
| LAMP SHAPE               | ST17               |
| GLASS SHADE              | CLEAR              |
| BASE / ANSI BASE         | MEDIUM / E26       |
| MAXIMUM HEIGHT           | 4 1/2"             |
| MAXIMUM DIAMETER         | 1 7/8"             |
| CRI                      | 80+                |
| BEAM ANGLE               | 360°               |
| JA8 CERTIFIED            | NO                 |
| ENCLOSED RATED           | YES                |
| OPERATING TEMP.          | -20° C TO 45° C    |
| CASE QUANTITY            | 12/144             |
| LIFE CYCLE @ 3 HRS/DAY   | 18 YEARS           |
| ENERGY COST @10.65¢/kWh† | \$0.41 / YEAR      |
| WARRANTY                 | 5 YRS / 20,000 HRS |

† Refers to Estimated annual cost

| DESCRIPTION              | ACTIVE CODE | SCHEDULED SKU UPDATE | SCHEDULED NEW CODE |
|--------------------------|-------------|----------------------|--------------------|
| 2200 KELVIN · LUMENS 500 | D6T118A     |                      |                    |
| 2700 KELVIN · LUMENS 500 | D6T128A     |                      |                    |
| 3000 KELVIN · LUMENS 500 | D6T138A     |                      |                    |
| 4000 KELVIN · LUMENS 525 | D6T148A     |                      |                    |
| 5000 KELVIN · LUMENS 540 | D6T158A     |                      |                    |

**Dimmability Data / Données de gradation**

- ✓ SMOOTH AND CONSISTENT DIMMING
- X NOT RECOMMENDED
- INCONSISTENT DIMMING TRANSITION
- ^ POTENTIAL STROBING AT THIS LEVEL
- MIN LOSES DIMMABILITY BELOW THIS LEVEL
- MAX MAXIMUM LUMENS OUTPUT

|                                      | 2 BULBS |     |    |     |    | 5 BULBS |     |     |     |    | 30 BULBS |     |     |     |    |    |    |     |   |
|--------------------------------------|---------|-----|----|-----|----|---------|-----|-----|-----|----|----------|-----|-----|-----|----|----|----|-----|---|
|                                      | MIN     | 20  | 40 | 60  | 80 | MAX     | MIN | 20  | 40  | 60 | 80       | MAX | MIN | 20  | 40 | 60 | 80 | MAX |   |
| LEGRAND ADORNE SOFTAP ADTP703U       |         | MIN | ✓  | ✓   | ✓  | ✓       | ✓   | ✓   | ✓   | ✓  | ✓        | ✓   | ✓   | ✓   | ✓  | ✓  | ✓  | ✓   | ✓ |
| LUTRON MAESTRO MACL-153MH            |         | MIN | ✓  | ✓   | ✓  | ✓       |     |     | MIN | ✓  | ✓        | ✓   | ✓   | ✓   | ✓  | ✓  | ✓  | ✓   | ✓ |
| LUTRON DIVA® / DIVA® C.L DVWCL-153PH |         | MIN | ✓  | ✓   | ✓  | ✓       |     | MIN | ✓   | ✓  | ✓        | ✓   | ✓   | ✓   | ✓  | ^  | ✓  | ✓   | ✓ |
| LEVITON DECORA SURESLIDE®            |         |     |    | MIN | ✓  | ✓       |     | MIN | ^   | ✓  | ✓        | ✓   |     | MIN | ✓  | ✓  | ✓  | ✓   | ✓ |
| LUTRON C.L SKYLARK CONTOUR CTL -153P |         | MIN | ✓  | ✓   | ✓  | ✓       | ✓   | ✓   | ✓   | ✓  | ✓        | ✓   | ✓   | ✓   | ✓  | ✓  | ✓  | ✓   | ✓ |
| LUTRON CASETA® WIRELESS              | X       | X   | X  | X   | X  | X       | X   | X   | X   | X  | X        | X   | X   | X   | X  | X  | X  | X   | X |
| LEVITON DECORA ROCKER SLIDE          | ✓       | ✓   | ✓  | ✓   | ✓  | ✓       | ✓   | ✓   | ✓   | ✓  | ✓        | ✓   | ✓   | ✓   | ✓  | ✓  | ✓  | ✓   | ✓ |
| LEVITON DECORA SMART™                | ✓       | ✓   | ✓  | ✓   | ✓  | ✓       | ✓   | ✓   | ✓   | ✓  | ✓        | ✓   | ✓   | ✓   | ✓  | ✓  | ✓  | ✓   | ✓ |
| LUTRON MAESTRO PRO MA-PRO-WH         | •       | ✓   | ✓  | ✓   | ✓  | ✓       | ✓   | ✓   | ✓   | ✓  | ✓        | ✓   | •   | ✓   | ✓  | ✓  | ✓  | ✓   | ✓ |

**E26**

**ST18**

**EDISON LED 100W EQUIVALENT**



NOTE: Refer to image for scale/Se référer à l'image pour l'échelle

| SPECIFICATIONS           |                    |
|--------------------------|--------------------|
| WATTS                    | 9                  |
| DELIVERED LUMENS         | 900                |
| LAMP SHAPE               | ST18               |
| GLASS SHADE              | CLEAR              |
| BASE / ANSI BASE         | MEDIUM / E26       |
| MAXIMUM HEIGHT           | 5"                 |
| MAXIMUM DIAMETER         | 2 1/4"             |
| CRI                      | 90+                |
| BEAM ANGLE               | 360°               |
| JAB CERTIFIED            | NO                 |
| ENCLOSED RATED           | YES                |
| OPERATING TEMP.          | -20° C TO 45° C    |
| CASE QUANTITY            | 12/144             |
| LIFE CYCLE @ 3 HRS/DAY   | 18 YEARS           |
| ENERGY COST @10.65¢/kWh† | \$0.92 / YEAR      |
| WARRANTY                 | 5 YRS / 20,000 HRS |

† Refers to Estimated annual cost

| DESCRIPTION                | ACTIVE CODE | SCHEDULED SKU UPDATE | SCHEDULED NEW CODE |
|----------------------------|-------------|----------------------|--------------------|
| ● 3000 KELVIN · LUMENS 900 | D65239A     |                      |                    |
| ● 4000 KELVIN · LUMENS 900 | D65249A     |                      |                    |

**Dimmability Data / Données de gradation**

- ✓ SMOOTH AND CONSISTENT DIMMING
- X NOT RECOMMENDED
- INCONSISTENT DIMMING TRANSITION
- ^ POTENTIAL STROBING AT THIS LEVEL
- MIN LOSES DIMMABILITY BELOW THIS LEVEL
- MAX MAXIMUM LUMENS OUTPUT

|                                      | 2 BULBS |    |    |    |    |     | 5 BULBS |    |    |    |    |     | 30 BULBS |    |    |    |    |     |   |
|--------------------------------------|---------|----|----|----|----|-----|---------|----|----|----|----|-----|----------|----|----|----|----|-----|---|
|                                      | MIN     | 20 | 40 | 60 | 80 | MAX | MIN     | 20 | 40 | 60 | 80 | MAX | MIN      | 20 | 40 | 60 | 80 | MAX |   |
| LEGRAND ADORNE SOFTAP ADTP703U       | •       | ✓  | ✓  | ✓  | ✓  | ✓   | •       | ✓  | ✓  | ✓  | ^  | ✓   | •        | ✓  | ✓  | ✓  | ✓  | ^   |   |
| LUTRON MAESTRO MACL-153MH            | •       | •  | ✓  | ✓  | ^  | ^   | •       | •  | ✓  | ✓  | ✓  | ^   | •        | •  | ✓  | ✓  | ✓  | ✓   |   |
| LUTRON DIVA® / DIVA® C.L DVWCL-153PH | •       | ✓  | ✓  | ✓  | ✓  | ✓   | •       | ✓  | ✓  | ✓  | ✓  | ^   | •        | ✓  | ✓  | ✓  | ✓  | ^   |   |
| LEVITON DECORA SURESLIDE®            | ✓       | ✓  | ✓  | ✓  | ^  | ✓   | ✓       | ✓  | ✓  | ✓  | ✓  | ✓   | ✓        | ✓  | ✓  | ✓  | ✓  | ✓   | ^ |
| LUTRON C.L SKYLARK CONTOUR CTL -153P | •       | ✓  | ✓  | ✓  | ✓  | ^   | •       | ✓  | ✓  | ✓  | ^  | ✓   | •        | ✓  | ✓  | ✓  | ✓  | ✓   |   |
| LUTRON CASETA® WIRELESS              | •       | ✓  | ✓  | ✓  | ✓  | ✓   | •       | ✓  | ✓  | ✓  | ✓  | ✓   | •        | ✓  | ✓  | ✓  | ✓  | ✓   | ^ |
| LEVITON DECORA ROCKER SLIDE          | •       | ✓  | ✓  | ✓  | ✓  | ✓   | •       | ✓  | ✓  | ✓  | ✓  | ^   | •        | ✓  | ✓  | ✓  | ✓  | ✓   |   |
| LEVITON DECORA SMART™                | ✓       | ✓  | ✓  | ✓  | ✓  | ^   | ✓       | ✓  | ✓  | ✓  | ✓  | ✓   | ✓        | ✓  | ✓  | ✓  | ✓  | ✓   | ✓ |
| LUTRON MAESTRO PRO MA-PRO-WH         | ✓       | ✓  | ✓  | ^  | ✓  | ✓   | ✓       | ✓  | ^  | ✓  | ✓  | ^   | ✓        | ✓  | ✓  | ✓  | ✓  | ✓   | ^ |

**E26**

**ST18**

**“VINTAGE” TUNGSTEN 60W INCANDESCENT**



H 5 1/4"

Ø 2 1/4"

**PACKAGING**



NOTE: Refer to image for scale/Se référer à l'image pour l'échelle

**SPECIFICATIONS**

|                          |                    |
|--------------------------|--------------------|
| WATTS                    | 60                 |
| DELIVERED LUMENS         | 300                |
| LAMP SHAPE               | ST18               |
| GLASS SHADE              | CLEAR              |
| BASE / ANSI BASE         | MEDIUM / E26       |
| MAXIMUM HEIGHT           | 5 1/4"             |
| MAXIMUM DIAMETER         | 2 1/4"             |
| CRI                      | N/A                |
| BEAM ANGLE               | 360°               |
| JAB8 CERTIFIED           | NO                 |
| ENCLOSED RATED           | NO                 |
| OPERATING TEMP.          | -20° C TO 45° C    |
| CASE QUANTITY            | 12/144             |
| LIFE CYCLE @ 3 HRS/DAY   | 1.8 YEARS          |
| ENERGY COST @10.65¢/kWh† | \$6.18 / YEAR      |
| WARRANTY                 | 5 YRS / 20,000 HRS |

† Refers to Estimated annual cost

| DESCRIPTION              | ACTIVE CODE   | SCHEDULED SKU UPDATE | SCHEDULED NEW CODE |
|--------------------------|---------------|----------------------|--------------------|
| ● 2200 KELVIN · 60 WATTS | DVIBAI960CARB |                      |                    |

**Dimmability Data / Données de gradation**

- ✓ SMOOTH AND CONSISTENT DIMMING
- X NOT RECOMMENDED
- INCONSISTENT DIMMING TRANSITION
- ^ POTENTIAL STROBING AT THIS LEVEL
- MIN LOSES DIMMABILITY BELOW THIS LEVEL
- MAX MAXIMUM LUMENS OUTPUT

|                                      | 2 BULBS |     |    |    |    |     | 5 BULBS |     |    |    |    |     | 30 BULBS |    |    |    |    |     |   |
|--------------------------------------|---------|-----|----|----|----|-----|---------|-----|----|----|----|-----|----------|----|----|----|----|-----|---|
|                                      | MIN     | 20  | 40 | 60 | 80 | MAX | MIN     | 20  | 40 | 60 | 80 | MAX | MIN      | 20 | 40 | 60 | 80 | MAX |   |
| LEGRAND ADORNE SOFTAP ADTP703U       |         | MIN | ✓  | ✓  | ✓  | ✓   | ✓       | ✓   | ✓  | ✓  | ✓  | ✓   | ✓        | ✓  | ✓  | ✓  | ✓  | ✓   | ✓ |
| LUTRON MAESTRO MACL-153MH            | ✓       | ✓   | ✓  | ✓  | ✓  | ✓   |         | ✓   | ✓  | ✓  | ✓  | ✓   | ✓        | ✓  | ✓  | ✓  | ✓  | ✓   | ✓ |
| LUTRON DIVA® / DIVA® C.L DVWCL-153PH | ✓       | ✓   | ✓  | ✓  | ✓  | ✓   | ✓       | ✓   | ✓  | ✓  | ✓  | ✓   | ✓        | ✓  | ✓  | ✓  | ✓  | ✓   | ✓ |
| LEVITON DECORA SURESLIDE®            | ✓       | ✓   | ✓  | ✓  | ✓  | ✓   | ✓       | ✓   | ✓  | ✓  | ✓  | ✓   | ✓        | ✓  | ✓  | ✓  | ✓  | ✓   | ✓ |
| LUTRON C.L SKYLARK CONTOUR CTL -153P | ✓       | ✓   | ✓  | ✓  | ✓  | ✓   | ✓       | ✓   | ✓  | ✓  | ✓  | ✓   | ✓        | ✓  | ✓  | ✓  | ✓  | ✓   | ✓ |
| LUTRON CASETA® WIRELESS              |         | MIN | ✓  | ✓  | ✓  | ✓   | ✓       | ✓   | ✓  | ✓  | ✓  | ✓   | ✓        | ✓  | ✓  | ✓  | ✓  | ✓   | ✓ |
| LEVITON DECORA ROCKER SLIDE          |         | MIN | ✓  | ✓  | ✓  | ✓   |         | MIN | ✓  | ✓  | ✓  | ✓   | ✓        | ✓  | ✓  | ✓  | ✓  | ✓   | ✓ |
| LEVITON DECORA SMART™                | ✓       | ✓   | ✓  | ✓  | ✓  | ✓   | ✓       | ✓   | ✓  | ✓  | ✓  | ✓   | ✓        | ✓  | ✓  | ✓  | ✓  | ✓   | ✓ |
| LUTRON MAESTRO PRO MA-PRO-WH         | •       | ✓   | ✓  | ✓  | ✓  | ✓   | •       | ✓   | ✓  | ✓  | ✓  | ✓   | •        | ✓  | ✓  | ✓  | ✓  | ✓   | ✓ |

**E26**

**ST19**

**EDISON LED 60W EQUIVALENT**



H 5 1/2"

Ø 2 1/2"

**PACKAGING**



NOTE: Refer to image for scale/Se référer à l'image pour l'échelle

**SPECIFICATIONS**

|                          |                    |
|--------------------------|--------------------|
| WATTS                    | 6.5                |
| DELIVERED LUMENS         | 700-725            |
| LAMP SHAPE               | ST19               |
| GLASS SHADE              | CLEAR              |
| BASE / ANSI BASE         | MEDIUM / E26       |
| MAXIMUM HEIGHT           | 5 1/2"             |
| MAXIMUM DIAMETER         | 2 1/2"             |
| CRI                      | 80+                |
| BEAM ANGLE               | 360°               |
| JAB CERTIFIED            | NO                 |
| ENCLOSED RATED           | YES                |
| OPERATING TEMP.          | -20° C TO 45° C    |
| CASE QUANTITY            | 12/144             |
| LIFE CYCLE @ 3 HRS/DAY   | 18 YEARS           |
| ENERGY COST @10.65¢/kWh† | \$0.67 / YEAR      |
| WARRANTY                 | 5 YRS / 20,000 HRS |

† Refers to Estimated annual cost

**DESCRIPTION**

**ACTIVE CODE**

**SCHEDULED SKU UPDATE**

**SCHEDULED NEW CODE**

|   |                          |              |                |            |
|---|--------------------------|--------------|----------------|------------|
| ● | 2200 KELVIN · LUMENS 700 | D62118A      |                |            |
| ● | 2700 KELVIN · LUMENS 700 | DVLST19MC27A | SEPTEMBER 2024 | DST1927C7A |
| ● | 3000 KELVIN · LUMENS 700 | D62138A      |                |            |
| ● | 3500 KELVIN · LUMENS 700 | DST1935C7A   |                |            |
| ● | 4000 KELVIN · LUMENS 700 | D62148A      |                |            |
| ● | 5000 KELVIN · LUMENS 725 | D62158A      |                |            |

**Dimmability Data / Données de gradation**

- ✓ SMOOTH AND CONSISTENT DIMMING
- X NOT RECOMMENDED
- INCONSISTENT DIMMING TRANSITION
- ^ POTENTIAL STROBING AT THIS LEVEL
- MIN LOSES DIMMABILITY BELOW THIS LEVEL
- MAX MAXIMUM LUMENS OUTPUT

|                                      | 2 BULBS |     |     |    |    |     | 5 BULBS |    |     |    |    |     | 30 BULBS |    |    |    |    |     |   |
|--------------------------------------|---------|-----|-----|----|----|-----|---------|----|-----|----|----|-----|----------|----|----|----|----|-----|---|
|                                      | MIN     | 20  | 40  | 60 | 80 | MAX | MIN     | 20 | 40  | 60 | 80 | MAX | MIN      | 20 | 40 | 60 | 80 | MAX |   |
| LEGRAND ADORNE SOFTAP ADTP703U       |         | MIN | ✓   | ✓  | ✓  | ✓   | ✓       | ✓  | ✓   | ✓  | ✓  | ✓   | ✓        | ✓  | ✓  | ✓  | ✓  | ✓   | ✓ |
| LUTRON MAESTRO MACL-153MH            |         |     | MIN | ✓  | ✓  | ✓   |         |    | MIN | ✓  | ✓  | ✓   | ✓        | ✓  | ✓  | ✓  | ✓  | ✓   | ✓ |
| LUTRON DIVA® / DIVA® C.L DVWCL-153PH | ✓       | MAX |     |    |    |     | ✓       | ✓  | ^   | ✓  | ✓  | ✓   | ✓        | ✓  | ✓  | ^  | ✓  | ✓   | ✓ |
| LEVITON DECORA SURESLIDE®            | ✓       | MAX |     |    |    |     | ✓       | ✓  | ✓   | ✓  | ✓  | ✓   | ✓        | ✓  | ✓  | ✓  | ✓  | ✓   | ✓ |
| LUTRON C.L SKYLARK CONTOUR CTL -153P | X       | X   | X   | X  | X  | X   | ✓       | ^  | ✓   | ✓  | ✓  | ✓   | ✓        | ✓  | ^  | ✓  | ✓  | ✓   | ✓ |
| LUTRON CASETA® WIRELESS              | X       | X   | X   | X  | X  | X   | X       | X  | X   | X  | X  | X   | X        | X  | X  | X  | X  | X   | X |
| LEVITON DECORA ROCKER SLIDE          | ✓       | ✓   | ✓   | ✓  | ✓  | ✓   | ✓       | ✓  | ✓   | ✓  | ✓  | ✓   | ✓        | ✓  | ✓  | ✓  | ✓  | ✓   | ✓ |
| LEVITON DECORA SMART™                | ✓       | ✓   | ✓   | ✓  | ✓  | ✓   | ✓       | ✓  | ✓   | ✓  | ✓  | ✓   | ✓        | ✓  | ✓  | ✓  | ✓  | ✓   | ✓ |
| LUTRON MAESTRO PRO MA-PRO-WH         | •       | ✓   | ✓   | ✓  | ✓  | ✓   | ✓       | ✓  | ✓   | ✓  | ✓  | ✓   | •        | ✓  | ✓  | ✓  | ✓  | ✓   | ✓ |



**E26**


**ST19**

**OPAL EDISON LED 60W EQUIVALENT**



H 5 1/2"



Ø 2 1/2"



NOTE: Refer to image for scale/Se référer à l'image pour l'échelle

| SPECIFICATIONS           |                    |
|--------------------------|--------------------|
| WATTS                    | 6.5                |
| DELIVERED LUMENS         | 650                |
| LAMP SHAPE               | ST19               |
| GLASS SHADE              | OPAL*              |
| BASE / ANSI BASE         | MEDIUM / E26       |
| MAXIMUM HEIGHT           | 5 1/2"             |
| MAXIMUM DIAMETER         | 2 1/2"             |
| CRI                      | 80+                |
| BEAM ANGLE               | 360°               |
| JAB CERTIFIED            | NO                 |
| ENCLOSED RATED           | YES                |
| OPERATING TEMP.          | -20° C TO 45° C    |
| CASE QUANTITY            | 12/144             |
| LIFE CYCLE @ 3 HRS/DAY   | 18 YEARS           |
| ENERGY COST @10.65¢/kWh† | \$0.67 / YEAR      |
| WARRANTY                 | 5 YRS / 20,000 HRS |

† Refers to Estimated annual cost

| DESCRIPTION  | ACTIVE CODE    | SCHEDULED SKU UPDATE | SCHEDULED NEW CODE |
|--|----------------|----------------------|--------------------|
|  3000 KELVIN · LUMENS 650 | <b>D63138A</b> |                      |                    |
|  4000 KELVIN · LUMENS 650 | <b>D63148A</b> |                      |                    |

\*Opal/Frosted bulb SKUs may exhibit warmer colour temperatures than their Clear-Glass counterparts and cannot be directly compared due to glass differences.

**Dimmability Data / Données de gradation**

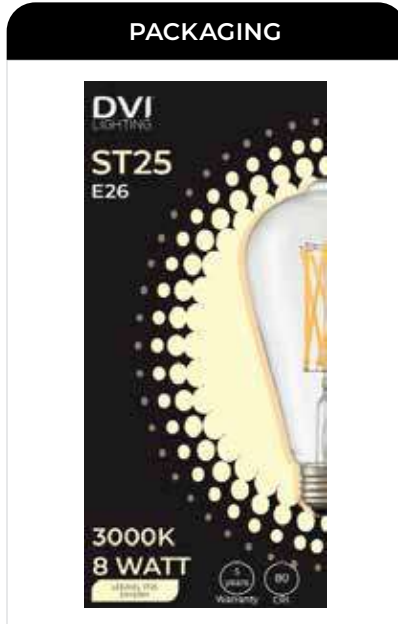
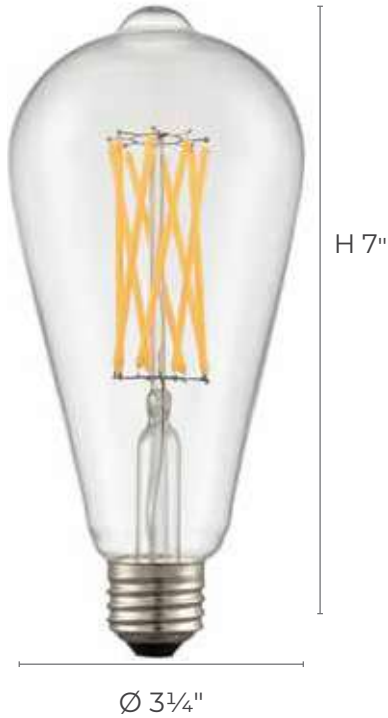
- ✓ SMOOTH AND CONSISTENT DIMMING
- X NOT RECOMMENDED
- INCONSISTENT DIMMING TRANSITION
- ^ POTENTIAL STROBING AT THIS LEVEL
- MIN LOSES DIMMABILITY BELOW THIS LEVEL
- MAX MAXIMUM LUMENS OUTPUT

|                                      | 2 BULBS |     |     |    |    |     | 5 BULBS |    |     |    |    |     | 30 BULBS |    |    |    |    |     |   |
|--------------------------------------|---------|-----|-----|----|----|-----|---------|----|-----|----|----|-----|----------|----|----|----|----|-----|---|
|                                      | MIN     | 20  | 40  | 60 | 80 | MAX | MIN     | 20 | 40  | 60 | 80 | MAX | MIN      | 20 | 40 | 60 | 80 | MAX |   |
| LEGRAND ADORNE SOFTAP ADTP703U       |         | MIN | ✓   | ✓  | ✓  | ✓   | ✓       | ✓  | ✓   | ✓  | ✓  | ✓   | ✓        | ✓  | ✓  | ✓  | ✓  | ✓   | ✓ |
| LUTRON MAESTRO MACL-153MH            |         |     | MIN | ✓  | ✓  | ✓   |         |    | MIN | ✓  | ✓  | ✓   | ✓        | ✓  | ✓  | ✓  | ✓  | ✓   | ✓ |
| LUTRON DIVA® / DIVA® C.L DVWCL-153PH | ✓       | MAX |     |    |    |     | ✓       | ✓  | ^   | ✓  | ✓  | ✓   | ✓        | ✓  | ✓  | ^  | ✓  | ✓   | ✓ |
| LEVITON DECORA SURESLIDE®            | ✓       | MAX |     |    |    |     | ✓       | ✓  | ✓   | ✓  | ✓  | ✓   | ✓        | ✓  | ✓  | ✓  | ✓  | ✓   | ✓ |
| LUTRON C.L SKYLARK CONTOUR CTL -153P | X       | X   | X   | X  | X  | X   | ✓       | ^  | ✓   | ✓  | ✓  | ✓   | ✓        | ✓  | ^  | ✓  | ✓  | ✓   | ✓ |
| LUTRON CASETA® WIRELESS              | X       | X   | X   | X  | X  | X   | X       | X  | X   | X  | X  | X   | X        | X  | X  | X  | X  | X   | X |
| LEVITON DECORA ROCKER SLIDE          | ✓       | ✓   | ✓   | ✓  | ✓  | ✓   | ✓       | ✓  | ✓   | ✓  | ✓  | ✓   | ✓        | ✓  | ✓  | ✓  | ✓  | ✓   | ✓ |
| LEVITON DECORA SMART™                | ✓       | ✓   | ✓   | ✓  | ✓  | ✓   | ✓       | ✓  | ✓   | ✓  | ✓  | ✓   | ✓        | ✓  | ✓  | ✓  | ✓  | ✓   | ✓ |
| LUTRON MAESTRO PRO MA-PRO-WH         | •       | ✓   | ✓   | ✓  | ✓  | ✓   | ✓       | ✓  | ✓   | ✓  | ✓  | ✓   | •        | ✓  | ✓  | ✓  | ✓  | ✓   | ✓ |

**E26**

**ST25**

**OVERSIZE EDISON LED 100W EQUIVALENT**



NOTE: Refer to image for scale/Se référer à l'image pour l'échelle

| SPECIFICATIONS           |                    |
|--------------------------|--------------------|
| WATTS                    | 8                  |
| DELIVERED LUMENS         | 950-1000           |
| LAMP SHAPE               | ST25               |
| GLASS SHADE              | CLEAR              |
| BASE / ANSI BASE         | MEDIUM / E26       |
| MAXIMUM HEIGHT           | 7"                 |
| MAXIMUM DIAMETER         | 3 1/4"             |
| CRI                      | 90+                |
| BEAM ANGLE               | 360°               |
| JAB CERTIFIED            | NO                 |
| ENCLOSED RATED           | YES                |
| OPERATING TEMP.          | -20° C TO 45° C    |
| CASE QUANTITY            | 12/144             |
| LIFE CYCLE @ 3 HRS/DAY   | 18 YEARS           |
| ENERGY COST @10.65¢/kWh† | \$0.82 / YEAR      |
| WARRANTY                 | 5 YRS / 20,000 HRS |

† Refers to Estimated annual cost

| DESCRIPTION                 | ACTIVE CODE | SCHEDULED SKU UPDATE | SCHEDULED NEW CODE |
|-----------------------------|-------------|----------------------|--------------------|
| ● 2700 KELVIN · LUMENS 950  | DVST25MC27A |                      |                    |
| ● 3000 KELVIN · LUMENS 1000 | D64238A     |                      |                    |

*Dimmability Data / Données de gradation*


- ✓ SMOOTH AND CONSISTENT DIMMING
- X NOT RECOMMENDED
- INCONSISTENT DIMMING TRANSITION
- ^ POTENTIAL STROBING AT THIS LEVEL
- MIN LOSES DIMMABILITY BELOW THIS LEVEL
- MAX MAXIMUM LUMENS OUTPUT

|                                      | 2 BULBS |     |    |    |    |     | 5 BULBS |    |    |    |    |     | 30 BULBS |    |    |    |    |     |
|--------------------------------------|---------|-----|----|----|----|-----|---------|----|----|----|----|-----|----------|----|----|----|----|-----|
|                                      | MIN     | 20  | 40 | 60 | 80 | MAX | MIN     | 20 | 40 | 60 | 80 | MAX | MIN      | 20 | 40 | 60 | 80 | MAX |
| LEGRAND ADORNE SOFTAP ADTP703U       |         | MIN | ✓  | ✓  | ✓  | ✓   | ^       | ✓  | ✓  | ✓  | ✓  | ✓   | ✓        | ✓  | ✓  | ✓  | ✓  | ✓   |
| LUTRON MAESTRO MACL-153MH            | ^       | ✓   | ^  | ✓  | ✓  | ✓   | ^       | ✓  | ✓  | ✓  | ✓  | ✓   | ^        | ✓  | ✓  | ✓  | ✓  | ✓   |
| LUTRON DIVA® / DIVA® C.L DVWCL-153PH | ✓       | ✓   | ✓  | ✓  | ✓  | ^   | ^       | ^  | ✓  | ✓  | ✓  | ✓   | ^        | ✓  | ✓  | ✓  | ✓  | ✓   |
| LEVITON DECORA SURESLIDE®            | ✓       | ^   | ✓  | ✓  | ✓  | ✓   | ✓       | ✓  | ✓  | ✓  | ✓  | ✓   | ^        | ^  | ^  | ^  | ^  | ✓   |
| LUTRON C.L SKYLARK CONTOUR CTL -153P | ✓       | ^   | ✓  | ✓  | ✓  | ✓   | ^       | ^  | ^  | ^  | ^  | ✓   | ✓        | ✓  | ✓  | ✓  | ✓  | ✓   |
| LUTRON CASETA® WIRELESS              | ^       | ^   | ^  | ^  | ^  | ^   | ✓       | ✓  | ✓  | ✓  | ✓  | ✓   | ^        | ✓  | ✓  | ✓  | ✓  | ✓   |
| LEVITON DECORA ROCKER SLIDE          | ✓       | ✓   | ✓  | ✓  | ✓  | ✓   | ^       | ✓  | ✓  | ✓  | ✓  | ✓   | ^        | ^  | ^  | ✓  | ✓  | ✓   |
| LEVITON DECORA SMART™                | ✓       | ✓   | ✓  | ✓  | ✓  | ✓   | ^       | ^  | ✓  | ✓  | ✓  | ✓   | ^        | ^  | ^  | ✓  | ✓  | ✓   |
| LUTRON MAESTRO PRO MA-PRO-WH         | •       | ✓   | ✓  | ✓  | ✓  | ✓   | •       | ✓  | ✓  | ✓  | ✓  | ✓   | •        | ✓  | ✓  | ✓  | ✓  | ✓   |

**E26****T10****CLEAR 5in T10 LED 40W EQUIVALENT**

H 5"

Ø 1 1/4"

**PACKAGING**

NOTE: Refer to image for scale/Se référer à l'image pour l'échelle

**SPECIFICATIONS**

|                          |                    |
|--------------------------|--------------------|
| WATTS                    | 3                  |
| DELIVERED LUMENS         | 400                |
| LAMP SHAPE               | T10                |
| GLASS SHADE              | CLEAR              |
| BASE / ANSI BASE         | MEDIUM / E26       |
| MAXIMUM HEIGHT           | 5"                 |
| MAXIMUM DIAMETER         | 1 1/4"             |
| CRI                      | 80+                |
| BEAM ANGLE               | 360°               |
| JAB CERTIFIED            | NO                 |
| ENCLOSED RATED           | YES                |
| OPERATING TEMP.          | -20° C TO 45° C    |
| CASE QUANTITY            | 12/144             |
| LIFE CYCLE @ 3 HRS/DAY   | 18 YEARS           |
| ENERGY COST @10.65¢/kWh† | \$0.31 / YEAR      |
| WARRANTY                 | 5 YRS / 20,000 HRS |

† Refers to Estimated annual cost

|   | DESCRIPTION              | ACTIVE CODE | SCHEDULED SKU UPDATE | SCHEDULED NEW CODE |
|---|--------------------------|-------------|----------------------|--------------------|
| ● | 2200 KELVIN · LUMENS 400 | D72018A     |                      |                    |
| ● | 2700 KELVIN · LUMENS 400 | D72028A     |                      |                    |
| ● | 3000 KELVIN · LUMENS 400 | D72038A     |                      |                    |
| ● | 4000 KELVIN · LUMENS 400 | DT1040C4A   |                      |                    |
| ● | 5000 KELVIN · LUMENS 400 | DVT10MC50A  |                      |                    |

**Dimmability Data / Données de gradation**

- ✓ SMOOTH AND CONSISTENT DIMMING
- X NOT RECOMMENDED
- INCONSISTENT DIMMING TRANSITION
- ^ POTENTIAL STROBING AT THIS LEVEL
- MIN LOSES DIMMABILITY BELOW THIS LEVEL
- MAX MAXIMUM LUMENS OUTPUT

|                                      | 2 BULBS |     |     |    |    | 5 BULBS |     |     |    |    | 30 BULBS |     |     |    |    |    |    |     |
|--------------------------------------|---------|-----|-----|----|----|---------|-----|-----|----|----|----------|-----|-----|----|----|----|----|-----|
|                                      | MIN     | 20  | 40  | 60 | 80 | MAX     | MIN | 20  | 40 | 60 | 80       | MAX | MIN | 20 | 40 | 60 | 80 | MAX |
| LEGRAND ADORNE SOFTAP ADTP703U       |         | MIN | ✓   | ✓  | ✓  | ✓       | ✓   | ✓   | ✓  | ✓  | ✓        | ✓   | ✓   | ✓  | ✓  | ✓  | ✓  | ✓   |
| LUTRON MAESTRO MACL-153MH            |         | MIN | ✓   | ✓  | ✓  | ✓       |     | MIN | ✓  | ✓  | ✓        | ✓   | ✓   | ✓  | ✓  | ✓  | ✓  | ✓   |
| LUTRON DIVA® / DIVA® C.L DVWCL-153PH | ✓       | ✓   | MAX |    |    |         | ✓   | ✓   | ^  | ✓  | ✓        | ✓   | ✓   | ✓  | ✓  | ✓  | ✓  | ✓   |
| LEVITON DECORA SURESLIDE®            |         | MIN | MAX |    |    |         | ✓   | ✓   | ✓  | ✓  | ✓        | ✓   | ✓   | ✓  | ✓  | ✓  | ✓  | ✓   |
| LUTRON C.L SKYLARK CONTOUR CTL -153P | ✓       | ✓   | MAX |    |    |         | ✓   | ✓   | ✓  | ✓  | ✓        | ✓   | ✓   | ✓  | ✓  | ✓  | ✓  | ✓   |
| LUTRON CASETA® WIRELESS              | X       | X   | X   | X  | X  | X       | X   | X   | X  | X  | X        | X   | X   | X  | X  | X  | X  | X   |
| LEVITON DECORA ROCKER SLIDE          | ✓       | ✓   | ✓   | ✓  | ✓  | ✓       | ✓   | ✓   | ✓  | ✓  | ✓        | ✓   | ✓   | ✓  | ✓  | ✓  | ✓  | ✓   |
| LEVITON DECORA SMART™                | ✓       | ✓   | ✓   | ✓  | ✓  | ✓       | ✓   | ✓   | ✓  | ✓  | ✓        | ✓   | ✓   | ✓  | ✓  | ✓  | ✓  | ✓   |
| LUTRON MAESTRO PRO MA-PRO-WH         | •       | ✓   | •   | ✓  | ✓  | ✓       | ✓   | ✓   | ✓  | ✓  | ✓        | ✓   | •   | ✓  | ✓  | ✓  | ✓  | ✓   |

**E26**

**T10**

**OPAL 5in T10 LED 40W EQUIVALENT**



H 5"

Ø 1 1/4"



NOTE: Refer to image for scale/Se référer à l'image pour l'échelle

| SPECIFICATIONS           |                    |
|--------------------------|--------------------|
| WATTS                    | 3                  |
| DELIVERED LUMENS         | 375                |
| LAMP SHAPE               | T10                |
| GLASS SHADE              | OPAL <sup>†</sup>  |
| BASE / ANSI BASE         | MEDIUM / E26       |
| MAXIMUM HEIGHT           | 5"                 |
| MAXIMUM DIAMETER         | 1 1/4"             |
| CRI                      | 80+                |
| BEAM ANGLE               | 360°               |
| JAB CERTIFIED            | NO                 |
| ENCLOSED RATED           | YES                |
| OPERATING TEMP.          | -20° C TO 45° C    |
| CASE QUANTITY            | 12/144             |
| LIFE CYCLE @ 3 HRS/DAY   | 18 YEARS           |
| ENERGY COST @10.65¢/kWh† | \$0.31 / YEAR      |
| WARRANTY                 | 5 YRS / 20,000 HRS |

<sup>†</sup> Refers to Estimated annual cost

| DESCRIPTION  | ACTIVE CODE | SCHEDULED SKU UPDATE | SCHEDULED NEW CODE |
|--|-------------|----------------------|--------------------|
|  3000 KELVIN · LUMENS 375 | DT1030P4A   |                      |                    |

\*Opal/Frosted bulb SKUs may exhibit warmer colour temperatures than their Clear-Glass counterparts and cannot be directly compared due to glass differences.

**Dimmability Data / Données de gradation**

- ✓ SMOOTH AND CONSISTENT DIMMING
- X NOT RECOMMENDED
- INCONSISTENT DIMMING TRANSITION
- ^ POTENTIAL STROBING AT THIS LEVEL
- MIN LOSES DIMMABILITY BELOW THIS LEVEL
- MAX MAXIMUM LUMENS OUTPUT

|                                      | 2 BULBS |     |     |    |    |     | 5 BULBS |     |    |    |    |     | 30 BULBS |    |    |    |    |     |   |
|--------------------------------------|---------|-----|-----|----|----|-----|---------|-----|----|----|----|-----|----------|----|----|----|----|-----|---|
|                                      | MIN     | 20  | 40  | 60 | 80 | MAX | MIN     | 20  | 40 | 60 | 80 | MAX | MIN      | 20 | 40 | 60 | 80 | MAX |   |
| LEGRAND ADORNE SOFTAP ADTP703U       |         | MIN | ✓   | ✓  | ✓  | ✓   | ✓       | ✓   | ✓  | ✓  | ✓  | ✓   | ✓        | ✓  | ✓  | ✓  | ✓  | ✓   | ✓ |
| LUTRON MAESTRO MACL-153MH            |         | MIN | ✓   | ✓  | ✓  | ✓   |         | MIN | ✓  | ✓  | ✓  | ✓   | ✓        | ✓  | ✓  | ✓  | ✓  | ✓   | ✓ |
| LUTRON DIVA® / DIVA® C.L DVWCL-153PH | ✓       | ✓   | MAX |    |    |     | ✓       | ✓   | ^  | ✓  | ✓  | ✓   | ✓        | ✓  | ✓  | ✓  | ✓  | ✓   | ✓ |
| LEVITON DECORA SURESLIDE®            |         | MIN | MAX |    |    |     | ✓       | ✓   | ✓  | ✓  | ✓  | ✓   | ✓        | ✓  | ✓  | ✓  | ✓  | ✓   | ✓ |
| LUTRON C.L SKYLARK CONTOUR CTL -153P | ✓       | ✓   | MAX |    |    |     | ✓       | ✓   | ✓  | ✓  | ✓  | ✓   | ✓        | ✓  | ✓  | ✓  | ✓  | ✓   | ✓ |
| LUTRON CASETA® WIRELESS              | X       | X   | X   | X  | X  | X   | X       | X   | X  | X  | X  | X   | X        | X  | X  | X  | X  | X   | X |
| LEVITON DECORA ROCKER SLIDE          | ✓       | ✓   | ✓   | ✓  | ✓  | ✓   | ✓       | ✓   | ✓  | ✓  | ✓  | ✓   | ✓        | ✓  | ✓  | ✓  | ✓  | ✓   | ✓ |
| LEVITON DECORA SMART™                | ✓       | ✓   | ✓   | ✓  | ✓  | ✓   | ✓       | ✓   | ✓  | ✓  | ✓  | ✓   | ✓        | ✓  | ✓  | ✓  | ✓  | ✓   | ✓ |
| LUTRON MAESTRO PRO MA-PRO-WH         | •       | ✓   | •   | ✓  | ✓  | ✓   | ✓       | ✓   | ✓  | ✓  | ✓  | ✓   | •        | ✓  | ✓  | ✓  | ✓  | ✓   | ✓ |

**E26****T10****CLEAR 9in T10 LED 60W EQUIVALENT**

H 9"

Ø 1 1/4"

**PACKAGING**

NOTE: Refer to image for scale/Se référer à l'image pour l'échelle

**SPECIFICATIONS**

|                          |                    |
|--------------------------|--------------------|
| WATTS                    | 6                  |
| DELIVERED LUMENS         | 700                |
| LAMP SHAPE               | T10                |
| GLASS SHADE              | CLEAR              |
| BASE / ANSI BASE         | MEDIUM / E26       |
| MAXIMUM HEIGHT           | 9"                 |
| MAXIMUM DIAMETER         | 1 1/4"             |
| CRI                      | 90+                |
| BEAM ANGLE               | 360°               |
| JAB CERTIFIED            | NO                 |
| ENCLOSED RATED           | YES                |
| OPERATING TEMP.          | -20° C TO 45° C    |
| CASE QUANTITY            | 12/144             |
| LIFE CYCLE @ 3 HRS/DAY   | 18 YEARS           |
| ENERGY COST @10.65¢/kWh† | \$0.61 / YEAR      |
| WARRANTY                 | 5 YRS / 20,000 HRS |

† Refers to Estimated annual cost

|   | DESCRIPTION              | ACTIVE CODE | SCHEDULED SKU UPDATE | SCHEDULED NEW CODE |
|---|--------------------------|-------------|----------------------|--------------------|
| ● | 2700 KELVIN · LUMENS 700 | D77129A     |                      |                    |
| ● | 3000 KELVIN · LUMENS 700 | D77139A     |                      |                    |
| ● | 4000 KELVIN · LUMENS 700 | D77149A     |                      |                    |

**Dimmability Data / Données de gradation**

- ✓ SMOOTH AND CONSISTENT DIMMING
- X NOT RECOMMENDED
- INCONSISTENT DIMMING TRANSITION
- ^ POTENTIAL STROBING AT THIS LEVEL
- MIN LOSES DIMMABILITY BELOW THIS LEVEL
- MAX MAXIMUM LUMENS OUTPUT

|                                      | 2 BULBS |     |    |     |    |     | 5 BULBS |     |    |    |    |     | 30 BULBS |    |    |    |    |     |   |
|--------------------------------------|---------|-----|----|-----|----|-----|---------|-----|----|----|----|-----|----------|----|----|----|----|-----|---|
|                                      | MIN     | 20  | 40 | 60  | 80 | MAX | MIN     | 20  | 40 | 60 | 80 | MAX | MIN      | 20 | 40 | 60 | 80 | MAX |   |
| LEGRAND ADORNE SOFTAP ADTP703U       |         | MIN | ✓  | ✓   | ✓  | ✓   | ✓       | ✓   | ✓  | ✓  | ✓  | ✓   | ✓        | ✓  | ✓  | ✓  | ✓  | ✓   | ✓ |
| LUTRON MAESTRO MACL-153MH            |         | MIN | ✓  | ✓   | ✓  | ✓   |         | MIN | ✓  | ✓  | ✓  | ✓   | X        | X  | X  | X  | X  | X   | X |
| LUTRON DIVA® / DIVA® C.L DVWCL-153PH | ✓       | ^   | ✓  | MAX |    |     | ✓       | ^   | ✓  | ✓  | ✓  | ✓   | ✓        | ^  | ✓  | ✓  | ✓  | ✓   | ✓ |
| LEVITON DECORA SURESLIDE®            | ✓       | ✓   | ✓  | MAX |    |     | ✓       | ✓   | ✓  | ✓  | ✓  | ✓   | ✓        | ✓  | ✓  | ✓  | ✓  | ✓   | ✓ |
| LUTRON C.L SKYLARK CONTOUR CTL -153P | ✓       | ✓   | ✓  |     | ✓  | ✓   | ✓       | ✓   | ✓  | ✓  | ✓  | ✓   | ✓        | ✓  | ✓  | ✓  | ✓  | ✓   | ✓ |
| LUTRON CASETA® WIRELESS              | X       | X   | X  | X   | X  | X   | X       | X   | X  | X  | X  | X   | X        | X  | X  | X  | X  | X   | X |
| LEVITON DECORA ROCKER SLIDE          | ✓       | ✓   | ✓  | ✓   | ✓  | ✓   | ✓       | ✓   | ✓  | ✓  | ✓  | ✓   | ✓        | ✓  | ✓  | ✓  | ✓  | ✓   | ✓ |
| LEVITON DECORA SMART™                | ✓       | ✓   | ✓  | ✓   | ✓  | ✓   | ✓       | ✓   | ✓  | ✓  | ✓  | ✓   | ✓        | ✓  | ✓  | ✓  | ✓  | ✓   | ✓ |
| LUTRON MAESTRO PRO MA-PRO-WH         | •       | ✓   | ✓  | ✓   | •  | ✓   | •       | ✓   | ✓  | ✓  | •  | ✓   | •        | ✓  | ✓  | ✓  | ✓  | ✓   | ✓ |

**E26****T10****CLEAR 12in T10 LED 60W EQUIVALENT****PACKAGING**

NOTE: Refer to image for scale/Se référer à l'image pour l'échelle

**SPECIFICATIONS**

|                          |                                  |
|--------------------------|----------------------------------|
| WATTS                    | 6                                |
| DELIVERED LUMENS         | 550                              |
| LAMP SHAPE               | T10                              |
| GLASS SHADE              | CLEAR                            |
| BASE / ANSI BASE         | MEDIUM / E26                     |
| MAXIMUM HEIGHT           | 11 <sup>3</sup> / <sub>4</sub> " |
| MAXIMUM DIAMETER         | 1 <sup>1</sup> / <sub>4</sub> "  |
| CRI                      | 80+                              |
| BEAM ANGLE               | 360°                             |
| JAB CERTIFIED            | NO                               |
| ENCLOSED RATED           | YES                              |
| OPERATING TEMP.          | -20° C TO 45° C                  |
| CASE QUANTITY            | 12/144                           |
| LIFE CYCLE @ 3 HRS/DAY   | 18 YEARS                         |
| ENERGY COST @10.65¢/kWh† | \$0.61 / YEAR                    |
| WARRANTY                 | 5 YRS / 20,000 HRS               |

† Refers to Estimated annual cost

|   | DESCRIPTION              | ACTIVE CODE     | SCHEDULED SKU UPDATE | SCHEDULED NEW CODE |
|---|--------------------------|-----------------|----------------------|--------------------|
| ● | 2200 KELVIN · LUMENS 550 | DVIBLEDCAT10L2R |                      |                    |
| ● | 3000 KELVIN · LUMENS 550 | D71138A         |                      |                    |

**Dimmability Data / Données de gradation**

- ✓ SMOOTH AND CONSISTENT DIMMING
- X NOT RECOMMENDED
- INCONSISTENT DIMMING TRANSITION
- ^ POTENTIAL STROBING AT THIS LEVEL
- MIN LOSES DIMMABILITY BELOW THIS LEVEL
- MAX MAXIMUM LUMENS OUTPUT

|                                      | 2 BULBS |     |    |    |    |     | 5 BULBS |     |    |    |    |     | 30 BULBS |    |    |    |    |     |   |
|--------------------------------------|---------|-----|----|----|----|-----|---------|-----|----|----|----|-----|----------|----|----|----|----|-----|---|
|                                      | MIN     | 20  | 40 | 60 | 80 | MAX | MIN     | 20  | 40 | 60 | 80 | MAX | MIN      | 20 | 40 | 60 | 80 | MAX |   |
| LEGRAND ADORNE SOFTAP ADTP703U       |         | MIN | ✓  | ✓  | ✓  | ✓   | ✓       | ✓   | ✓  | ✓  | ✓  | ✓   | ✓        | ✓  | ✓  | ✓  | ✓  | ✓   | ✓ |
| LUTRON MAESTRO MACL-153MH            | X       | X   | X  | X  | X  | X   | ✓       | ✓   | ^  | ✓  | ✓  | ✓   | ✓        | ^  | ^  | ✓  | ✓  | ✓   | ✓ |
| LUTRON DIVA® / DIVA® C.L DVWCL-153PH | ✓       | ✓   | ✓  | ✓  | ✓  | MAX | ✓       | ✓   | ✓  | ✓  | ✓  | ✓   | ✓        | ✓  | ✓  | ✓  | ✓  | ✓   | ✓ |
| LEVITON DECORA SURESLIDE®            | X       | X   | X  | X  | X  | X   | ✓       | ✓   | ✓  | ✓  | ✓  | ✓   | ✓        | ✓  | ^  | ✓  | ✓  | ✓   | ✓ |
| LUTRON C.L SKYLARK CONTOUR CTL -153P | X       | X   | X  | X  | X  | X   | ✓       | ✓   | ✓  | ✓  | ✓  | ✓   | ✓        | ✓  | ✓  | ✓  | ✓  | ✓   | ✓ |
| LUTRON CASETA® WIRELESS              | X       | X   | X  | X  | X  | X   | ✓       | ✓   | ✓  | ✓  | ✓  | ✓   | X        | X  | X  | X  | X  | X   | X |
| LEVITON DECORA ROCKER SLIDE          | ✓       | ✓   | ✓  | ✓  | ✓  | ✓   |         | MIN | ✓  | ✓  | ✓  | ✓   | ✓        | ✓  | ✓  | ✓  | ✓  | ✓   | ✓ |
| LEVITON DECORA SMART™                | ✓       | ✓   | ✓  | ✓  | ✓  | ✓   | X       | X   | X  | X  | X  | X   | ✓        | ✓  | ✓  | ✓  | ✓  | ✓   | ✓ |
| LUTRON MAESTRO PRO MA-PRO-WH         | •       | ✓   | ✓  | ✓  | •  | ✓   | •       | ✓   | ✓  | ✓  | •  | ✓   | •        | ✓  | ✓  | ✓  | ✓  | ✓   | ✓ |

**E26****T14****CLEAR 5.5in T14 LED 60W EQUIVALENT**

NOTE: Refer to image for scale/Se référer à l'image pour l'échelle

| SPECIFICATIONS           |                    |
|--------------------------|--------------------|
| WATTS                    | 7                  |
| DELIVERED LUMENS         | 800                |
| LAMP SHAPE               | T14                |
| GLASS SHADE              | CLEAR              |
| BASE / ANSI BASE         | MEDIUM / E26       |
| MAXIMUM HEIGHT           | 5 1/2"             |
| MAXIMUM DIAMETER         | 1 3/4"             |
| CRI                      | 80+                |
| BEAM ANGLE               | 360°               |
| JAB CERTIFIED            | NO                 |
| ENCLOSED RATED           | YES                |
| OPERATING TEMP.          | -20° C TO 45° C    |
| CASE QUANTITY            | 12/144             |
| LIFE CYCLE @ 3 HRS/DAY   | 18 YEARS           |
| ENERGY COST @10.65¢/kWh† | \$0.72 / YEAR      |
| WARRANTY                 | 5 YRS / 20,000 HRS |

† Refers to Estimated annual cost

| DESCRIPTION                | ACTIVE CODE | SCHEDULED SKU UPDATE | SCHEDULED NEW CODE |
|----------------------------|-------------|----------------------|--------------------|
| ● 2700 KELVIN · LUMENS 800 | DVT14MC27A  | JANUARY 2025         | DT1427C8A          |
| ● 3000 KELVIN · LUMENS 800 | D73238A     |                      |                    |
| ● 4000 KELVIN · LUMENS 800 | DT1440C8A   |                      |                    |

**Dimmability Data / Données de gradation**

- ✓ SMOOTH AND CONSISTENT DIMMING
- X NOT RECOMMENDED
- INCONSISTENT DIMMING TRANSITION
- ^ POTENTIAL STROBING AT THIS LEVEL
- MIN LOSES DIMMABILITY BELOW THIS LEVEL
- MAX MAXIMUM LUMENS OUTPUT

|                                      | 2 BULBS |     |     |    |    | 5 BULBS |     |     |     |    | 30 BULBS |     |     |     |    |    |    |     |
|--------------------------------------|---------|-----|-----|----|----|---------|-----|-----|-----|----|----------|-----|-----|-----|----|----|----|-----|
|                                      | MIN     | 20  | 40  | 60 | 80 | MAX     | MIN | 20  | 40  | 60 | 80       | MAX | MIN | 20  | 40 | 60 | 80 | MAX |
| LEGRAND ADORNE SOFTAP ADTP703U       | ✓       | ✓   | ✓   | ✓  | ✓  | ✓       | ✓   | ✓   | ✓   | ✓  | ✓        | ✓   | ✓   | ✓   | ✓  | ✓  | ✓  | ✓   |
| LUTRON MAESTRO MACL-153MH            |         |     | MIN | ✓  | ✓  | ✓       |     |     | MIN | ✓  | ✓        | ✓   | ✓   | ✓   | ✓  | ✓  | ✓  | ✓   |
| LUTRON DIVA® / DIVA® C.L DVWCL-153PH | ✓       | ✓   | ^   | ✓  | ✓  | ✓       | ✓   | ✓   | ✓   | ✓  | MAX      | ✓   | ✓   | ✓   | ✓  | ✓  | ✓  | ✓   |
| LEVITON DECORA SURESLIDE®            | ✓       | ✓   | ✓   | ✓  | ✓  | ✓       | ✓   | ✓   | ✓   | ✓  | ✓        | ✓   | ✓   | ✓   | ✓  | ✓  | ✓  | ✓   |
| LUTRON C.L SKYLARK CONTOUR CTL -153P | X       | ^   | ✓   | ✓  | ✓  | ✓       | ✓   | ✓   | ✓   | ✓  | MAX      | ✓   | ^   | ✓   | ✓  | ✓  | ✓  | ✓   |
| LUTRON CASETA® WIRELESS              |         | MIN | ✓   | ✓  | ✓  | ✓       |     | MIN | ✓   | ✓  | ✓        | ✓   |     | MIN | ✓  | ✓  | ✓  | ✓   |
| LEVITON DECORA ROCKER SLIDE          | ✓       | ✓   | ✓   | ✓  | ✓  | ✓       | ✓   | ✓   | ✓   | ✓  | ✓        | ✓   | ✓   | ✓   | ✓  | ✓  | ✓  | ✓   |
| LEVITON DECORA SMART™                | ✓       | ✓   | ✓   | ✓  | ✓  | ✓       | ✓   | ✓   | ✓   | ✓  | ✓        | ✓   | ✓   | ✓   | ✓  | ✓  | ✓  | ✓   |
| LUTRON MAESTRO PRO MA-PRO-WH         | •       | ✓   | ✓   | ✓  | ✓  | ✓       | ✓   | ✓   | ✓   | ✓  | ✓        | ✓   | •   | ✓   | ✓  | ✓  | ✓  | ✓   |

**E26**

**T14**

**OPAL 5.5in T14 LED 60W EQUIVALENT**



NOTE: Refer to image for scale/Se référer à l'image pour l'échelle

| SPECIFICATIONS                       |                    |
|--------------------------------------|--------------------|
| WATTS                                | 7                  |
| DELIVERED LUMENS                     | 725-750            |
| LAMP SHAPE                           | T14                |
| GLASS SHADE                          | OPAL <sup>†</sup>  |
| BASE / ANSI BASE                     | MEDIUM / E26       |
| MAXIMUM HEIGHT                       | 5 1/2"             |
| MAXIMUM DIAMETER                     | 1 3/4"             |
| CRI                                  | 80+                |
| BEAM ANGLE                           | 360°               |
| JAB CERTIFIED                        | NO                 |
| ENCLOSED RATED                       | YES                |
| OPERATING TEMP.                      | -20° C TO 45° C    |
| CASE QUANTITY                        | 12/144             |
| LIFE CYCLE @ 3 HRS/DAY               | 18 YEARS           |
| ENERGY COST @10.65¢/kWh <sup>†</sup> | \$0.72 / YEAR      |
| WARRANTY                             | 5 YRS / 20,000 HRS |

<sup>†</sup> Refers to Estimated annual cost

| DESCRIPTION                | ACTIVE CODE | SCHEDULED SKU UPDATE | SCHEDULED NEW CODE |
|----------------------------|-------------|----------------------|--------------------|
| ● 3000 KELVIN · LUMENS 725 | D70238A     |                      |                    |
| ● 4000 KELVIN · LUMENS 750 | DVT14MT40A  | JANUARY 2025         | DT1440P7A          |

\*Opal/Frosted bulb SKUs may exhibit warmer colour temperatures than their Clear-Glass counterparts and cannot be directly compared due to glass differences.

**Dimmability Data / Données de gradation**

- ✓ SMOOTH AND CONSISTENT DIMMING
- X NOT RECOMMENDED
- INCONSISTENT DIMMING TRANSITION
- ^ POTENTIAL STROBING AT THIS LEVEL
- MIN LOSES DIMMABILITY BELOW THIS LEVEL
- MAX MAXIMUM LUMENS OUTPUT

|                                      | 2 BULBS |     |     |    |    |     | 5 BULBS |     |     |    |     |     | 30 BULBS |     |    |    |    |     |
|--------------------------------------|---------|-----|-----|----|----|-----|---------|-----|-----|----|-----|-----|----------|-----|----|----|----|-----|
|                                      | MIN     | 20  | 40  | 60 | 80 | MAX | MIN     | 20  | 40  | 60 | 80  | MAX | MIN      | 20  | 40 | 60 | 80 | MAX |
| LEGRAND ADORNE SOFTAP ADTP703U       | ✓       | ✓   | ✓   | ✓  | ✓  | ✓   | ✓       | ✓   | ✓   | ✓  | ✓   | ✓   | ✓        | ✓   | ✓  | ✓  | ✓  | ✓   |
| LUTRON MAESTRO MACL-153MH            |         |     | MIN | ✓  | ✓  | ✓   |         |     | MIN | ✓  | ✓   | ✓   | ✓        | ✓   | ✓  | ✓  | ✓  | ✓   |
| LUTRON DIVA® / DIVA® C.L DVWCL-153PH | ✓       | ✓   | ^   | ✓  | ✓  | ✓   | ✓       | ✓   | ✓   | ✓  | MAX |     | ✓        | ✓   | ✓  | ✓  | ✓  | ✓   |
| LEVITON DECORA SURESLIDE®            | ✓       | ✓   | ✓   | ✓  | ✓  | ✓   | ✓       | ✓   | ✓   | ✓  | ✓   | ✓   | ✓        | ✓   | ✓  | ✓  | ✓  | ✓   |
| LUTRON C.L SKYLARK CONTOUR CTL -153P | X       | ^   | ✓   | ✓  | ✓  | ✓   | ✓       | ✓   | ✓   | ✓  | MAX |     | ✓        | ^   | ✓  | ✓  | ✓  | ✓   |
| LUTRON CASETA® WIRELESS              |         | MIN | ✓   | ✓  | ✓  | ✓   |         | MIN | ✓   | ✓  | ✓   | ✓   |          | MIN | ✓  | ✓  | ✓  | ✓   |
| LEVITON DECORA ROCKER SLIDE          | ✓       | ✓   | ✓   | ✓  | ✓  | ✓   | ✓       | ✓   | ✓   | ✓  | ✓   | ✓   | ✓        | ✓   | ✓  | ✓  | ✓  | ✓   |
| LEVITON DECORA SMART™                | ✓       | ✓   | ✓   | ✓  | ✓  | ✓   | ✓       | ✓   | ✓   | ✓  | ✓   | ✓   | ✓        | ✓   | ✓  | ✓  | ✓  | ✓   |
| LUTRON MAESTRO PRO MA-PRO-WH         | •       | ✓   | ✓   | ✓  | ✓  | ✓   | ✓       | ✓   | ✓   | ✓  | ✓   | ✓   | •        | ✓   | ✓  | ✓  | ✓  | ✓   |



**E26****T14****CLEAR 8in T14 LED 100W EQUIVALENT**

NOTE: Refer to image for scale/Se référer à l'image pour l'échelle

**SPECIFICATIONS**

|                          |                                 |
|--------------------------|---------------------------------|
| WATTS                    | 8                               |
| DELIVERED LUMENS         | 1200-1240                       |
| LAMP SHAPE               | T14                             |
| GLASS SHADE              | CLEAR                           |
| BASE / ANSI BASE         | MEDIUM / E26                    |
| MAXIMUM HEIGHT           | 8"                              |
| MAXIMUM DIAMETER         | 1 <sup>3</sup> / <sub>4</sub> " |
| CRI                      | 80+                             |
| BEAM ANGLE               | 360°                            |
| JAB CERTIFIED            | NO                              |
| ENCLOSED RATED           | YES                             |
| OPERATING TEMP.          | -20° C TO 45° C                 |
| CASE QUANTITY            | 12/144                          |
| LIFE CYCLE @ 3 HRS/DAY   | 18 YEARS                        |
| ENERGY COST @10.65¢/kWh† | \$0.82 / YEAR                   |
| WARRANTY                 | 5 YRS / 20,000 HRS              |


† Refers to Estimated annual cost

| DESCRIPTION                 | ACTIVE CODE | SCHEDULED SKU UPDATE | SCHEDULED NEW CODE |
|-----------------------------|-------------|----------------------|--------------------|
| ● 2700 KELVIN · LUMENS 1200 | DVT14MC27B  |                      |                    |
| ● 3000 KELVIN · LUMENS 1200 | D74238A     |                      |                    |
| ● 4000 KELVIN · LUMENS 1240 | DVT14MC40B  |                      |                    |

**Dimmability Data / Données de gradation**

- ✓ SMOOTH AND CONSISTENT DIMMING
- X NOT RECOMMENDED
- INCONSISTENT DIMMING TRANSITION
- ^ POTENTIAL STROBING AT THIS LEVEL
- MIN LOSES DIMMABILITY BELOW THIS LEVEL
- MAX MAXIMUM LUMENS OUTPUT

|                                      | 2 BULBS |     |    |    |    |     | 5 BULBS |     |    |    |    |     | 30 BULBS |    |    |    |    |     |
|--------------------------------------|---------|-----|----|----|----|-----|---------|-----|----|----|----|-----|----------|----|----|----|----|-----|
|                                      | MIN     | 20  | 40 | 60 | 80 | MAX | MIN     | 20  | 40 | 60 | 80 | MAX | MIN      | 20 | 40 | 60 | 80 | MAX |
| LEGRAND ADORNE SOFTAP ADTP703U       |         | MIN | ✓  | ✓  | ✓  | ✓   | ✓       | MIN | ✓  | ^  | ✓  | ✓   | ✓        | ^  | ✓  | ✓  | ✓  | ✓   |
| LUTRON MAESTRO MACL-153MH            | ✓       | ^   | ✓  | ✓  | ✓  | ✓   | ✓       | ✓   | ✓  | ✓  | ✓  | ✓   | ✓        | ✓  | ✓  | ✓  | ✓  | ✓   |
| LUTRON DIVA® / DIVA® C.L DVWCL-153PH | ✓       | ✓   | ✓  | ✓  | ✓  | ^   | ✓       | ✓   | ✓  | ✓  | ✓  | X   | ✓        | ✓  | ✓  | ✓  | ✓  | ✓   |
| LEVITON DECORA SURESLIDE®            | ✓       | ✓   | ✓  | ✓  | ✓  | ✓   | ✓       | ^   | ✓  | ✓  | ✓  | ✓   | ✓        | ✓  | ✓  | ✓  | ✓  | ✓   |
| LUTRON C.L SKYLARK CONTOUR CTL -153P | ✓       | ✓   | ✓  | ✓  | ✓  | ✓   | ✓       | ✓   | ✓  | ✓  | ✓  | ✓   | ✓        | ✓  | ✓  | ✓  | ✓  | ✓   |
| LUTRON CASETA® WIRELESS              | ^       | ^   | ^  | ^  | ^  | ^   | ^       | ^   | ^  | ^  | ✓  | ✓   | ✓        | ✓  | ✓  | ✓  | ✓  | ✓   |
| LEVITON DECORA ROCKER SLIDE          | ✓       | ✓   | ✓  | ✓  | ✓  | ✓   | ✓       | ^   | ✓  | ✓  | ✓  | ✓   | ✓        | ✓  | ✓  | ✓  | ✓  | ✓   |
| LEVITON DECORA SMART™                | ✓       | ✓   | ✓  | ✓  | ✓  | ✓   | ^       | ^   | ✓  | ✓  | ✓  | ✓   | ✓        | ✓  | ✓  | ✓  | ✓  | ✓   |
| LUTRON MAESTRO PRO MA-PRO-WH         | •       | ✓   | ✓  | ✓  | ✓  | ✓   | •       | ✓   | ✓  | ✓  | ✓  | ✓   | •        | ✓  | ✓  | ✓  | ✓  | ✓   |

**E26****T14****OPAL 8in T14 LED 100W EQUIVALENT**

NOTE: Refer to image for scale/Se référer à l'image pour l'échelle

| SPECIFICATIONS           |                                 |
|--------------------------|---------------------------------|
| WATTS                    | 8                               |
| DELIVERED LUMENS         | 1100                            |
| LAMP SHAPE               | T14                             |
| GLASS SHADE              | OPAL*                           |
| BASE / ANSI BASE         | MEDIUM / E26                    |
| MAXIMUM HEIGHT           | 8"                              |
| MAXIMUM DIAMETER         | 1 <sup>3</sup> / <sub>4</sub> " |
| CRI                      | 80+                             |
| BEAM ANGLE               | 360°                            |
| JAS8 CERTIFIED           | NO                              |
| ENCLOSED RATED           | YES                             |
| OPERATING TEMP.          | -20° C TO 45° C                 |
| CASE QUANTITY            | 12/144                          |
| LIFE CYCLE @ 3 HRS/DAY   | 18 YEARS                        |
| ENERGY COST @10.65¢/kWh† | \$0.82 / YEAR                   |
| WARRANTY                 | 5 YRS / 20,000 HRS              |

† Refers to Estimated annual cost

| DESCRIPTION   | ACTIVE CODE | SCHEDULED SKU UPDATE | SCHEDULED NEW CODE |
|---|-------------|----------------------|--------------------|
|  3000 KELVIN · LUMENS 1100 | DT1430P11A  |                      |                    |

\*Opal/Frosted bulb SKUs may exhibit warmer colour temperatures than their Clear-Glass counterparts and cannot be directly compared due to glass differences.

**Dimmability Data / Données de gradation**

- ✓ SMOOTH AND CONSISTENT DIMMING
- X NOT RECOMMENDED
- INCONSISTENT DIMMING TRANSITION
- ^ POTENTIAL STROBING AT THIS LEVEL
- MIN LOSES DIMMABILITY BELOW THIS LEVEL
- MAX MAXIMUM LUMENS OUTPUT

|                                      | 2 BULBS |     |    |    |    |     | 5 BULBS |     |    |    |    |     | 30 BULBS |    |    |    |    |     |
|--------------------------------------|---------|-----|----|----|----|-----|---------|-----|----|----|----|-----|----------|----|----|----|----|-----|
|                                      | MIN     | 20  | 40 | 60 | 80 | MAX | MIN     | 20  | 40 | 60 | 80 | MAX | MIN      | 20 | 40 | 60 | 80 | MAX |
| LEGRAND ADORNE SOFTAP ADTP703U       |         | MIN | ✓  | ✓  | ✓  | ✓   | ✓       | MIN | ✓  | ^  | ✓  | ✓   | ✓        | ^  | ✓  | ✓  | ✓  | ✓   |
| LUTRON MAESTRO MACL-153MH            | ✓       | ^   | ✓  | ✓  | ✓  | ✓   | ✓       | ✓   | ✓  | ✓  | ✓  | ✓   | ✓        | ✓  | ✓  | ✓  | ✓  | ✓   |
| LUTRON DIVA® / DIVA® C.L DVWCL-153PH | ✓       | ✓   | ✓  | ✓  | ✓  | ^   | ✓       | ✓   | ✓  | ✓  | ✓  | X   | ✓        | ✓  | ✓  | ✓  | ✓  | ✓   |
| LEVITON DECORA SURESLIDE®            | ✓       | ✓   | ✓  | ✓  | ✓  | ✓   | ✓       | ^   | ✓  | ✓  | ✓  | ✓   | ✓        | ✓  | ✓  | ✓  | ✓  | ✓   |
| LUTRON C.L SKYLARK CONTOUR CTL -153P | ✓       | ✓   | ✓  | ✓  | ✓  | ✓   | ✓       | ✓   | ✓  | ✓  | ✓  | ✓   | ✓        | ✓  | ✓  | ✓  | ✓  | ✓   |
| LUTRON CASETA® WIRELESS              | ^       | ^   | ^  | ^  | ^  | ^   | ^       | ^   | ^  | ^  | ✓  | ✓   | ✓        | ✓  | ✓  | ✓  | ✓  | ✓   |
| LEVITON DECORA ROCKER SLIDE          | ✓       | ✓   | ✓  | ✓  | ✓  | ✓   | ✓       | ^   | ✓  | ✓  | ✓  | ^   | ✓        | ✓  | ✓  | ✓  | ✓  | ✓   |
| LEVITON DECORA SMART™                | ✓       | ✓   | ✓  | ✓  | ✓  | ✓   | ^       | ^   | ✓  | ✓  | ✓  | ✓   | ✓        | ✓  | ✓  | ✓  | ✓  | ✓   |
| LUTRON MAESTRO PRO MA-PRO-WH         | •       | ✓   | ✓  | ✓  | ✓  | ✓   | •       | ✓   | ✓  | ✓  | ✓  | ✓   | •        | ✓  | ✓  | ✓  | ✓  | ✓   |

**E26****G25****CLEAR "GLOBE" LED 100W EQUIVALENT**

H 4 1/2"

Ø 3 1/8"

**PACKAGING**

NOTE: Refer to image for scale/Se référer à l'image pour l'échelle

**SPECIFICATIONS**

|                          |                    |
|--------------------------|--------------------|
| WATTS                    | 8                  |
| DELIVERED LUMENS         | 800-1000           |
| LAMP SHAPE               | G25                |
| GLASS SHADE              | CLEAR              |
| BASE / ANSI BASE         | MEDIUM / E26       |
| MAXIMUM HEIGHT           | 4 1/2"             |
| MAXIMUM DIAMETER         | 3 1/8"             |
| CRI                      | 80+                |
| BEAM ANGLE               | 360°               |
| JAB8 CERTIFIED           | NO                 |
| ENCLOSED RATED           | YES                |
| OPERATING TEMP.          | -20° C TO 45° C    |
| CASE QUANTITY            | 12/144             |
| LIFE CYCLE @ 3 HRS/DAY   | 18 YEARS           |
| ENERGY COST @10.65¢/kWh† | \$0.82 / YEAR      |
| WARRANTY                 | 5 YRS / 20,000 HRS |

† Refers to Estimated annual cost

**NEW**

| DESCRIPTION               | ACTIVE CODE | SCHEDULED SKU UPDATE | SCHEDULED NEW CODE |
|---------------------------|-------------|----------------------|--------------------|
| 3000 KELVIN · LUMENS 1000 | DG2530C10A  |                      |                    |
| 4000 KELVIN · LUMENS 1000 | DG2540C10A  |                      |                    |
| 5000 KELVIN · LUMENS 800  | DVG25MC50A  |                      |                    |

**Dimmability Data / Données de gradation**

- ✓ SMOOTH AND CONSISTENT DIMMING
- X NOT RECOMMENDED
- INCONSISTENT DIMMING TRANSITION
- ^ POTENTIAL STROBING AT THIS LEVEL
- MIN LOSES DIMMABILITY BELOW THIS LEVEL
- MAX MAXIMUM LUMENS OUTPUT

|                                      | 2 BULBS |     |    |    |    |     | 5 BULBS |     |    |    |    |     | 30 BULBS |     |    |    |    |     |
|--------------------------------------|---------|-----|----|----|----|-----|---------|-----|----|----|----|-----|----------|-----|----|----|----|-----|
|                                      | MIN     | 20  | 40 | 60 | 80 | MAX | MIN     | 20  | 40 | 60 | 80 | MAX | MIN      | 20  | 40 | 60 | 80 | MAX |
| LEGRAND ADORNE SOFTAP ADTP703U       | ✓       | ✓   | ✓  | ✓  | ✓  | ✓   | ✓       | ✓   | ✓  | ✓  | ✓  | ✓   | ✓        | ✓   | ✓  | ✓  | ✓  | ✓   |
| LUTRON MAESTRO MACL-153MH            |         | MIN | ✓  | ✓  | ✓  | ✓   |         | MIN | ✓  | ✓  | ✓  | ✓   | ✓        | ✓   | ✓  | ✓  | ✓  | ✓   |
| LUTRON DIVA® / DIVA® C.L DVWCL-153PH | ✓       | ✓   | ✓  | ✓  | ✓  | ✓   | ✓       | ✓   | ✓  | ✓  | ✓  | ✓   | ✓        | ✓   | ✓  | ✓  | ✓  | ✓   |
| LEVITON DECORA SURESLIDE®            | ✓       | MIN | ✓  | ✓  | ✓  | ✓   |         | MIN | ✓  | ✓  | ✓  | ✓   |          | MIN | ✓  | ✓  | ✓  | ✓   |
| LUTRON C.L SKYLARK CONTOUR CTL -153P | ✓       | ✓   | ✓  | ✓  | ✓  | ^   | ✓       | ✓   | ✓  | ✓  | ✓  | ✓   | ✓        | ✓   | ✓  | ✓  | ✓  | ✓   |
| LUTRON CASETA® WIRELESS              | ✓       | ✓   | ✓  | ✓  | ✓  | ✓   | ✓       | ✓   | ✓  | ✓  | ✓  | ✓   | ✓        | ✓   | ✓  | ✓  | ✓  | ✓   |
| LEVITON DECORA ROCKER SLIDE          | ✓       | MIN | ✓  | ✓  | ✓  | ✓   |         | MIN | ✓  | ✓  | ✓  | ✓   |          | MIN | ✓  | ✓  | ✓  | ✓   |
| LEVITON DECORA SMART™                | ✓       | MIN | ✓  | ✓  | ✓  | ✓   |         | MIN | ✓  | ✓  | ✓  | ✓   |          | MIN | ✓  | ✓  | ✓  | ✓   |
| LUTRON MAESTRO PRO MA-PRO-WH         | ✓       | ✓   | ✓  | ^  | ✓  | ✓   | ✓       | ✓   | ✓  | ✓  | ✓  | ✓   | ✓        | ✓   | ✓  | ✓  | ✓  | ✓   |

**E26**

**G25**

# OPAL "GLOBE" LED 75W EQUIVALENT



NOTE: Refer to image for scale/Se référer à l'image pour l'échelle

| SPECIFICATIONS           |                    |
|--------------------------|--------------------|
| WATTS                    | 8                  |
| DELIVERED LUMENS         | 950                |
| LAMP SHAPE               | G25                |
| GLASS SHADE              | OPAL <sup>†</sup>  |
| BASE / ANSI BASE         | MEDIUM / E26       |
| MAXIMUM HEIGHT           | 4 1/2"             |
| MAXIMUM DIAMETER         | 3 1/8"             |
| CRI                      | 80+                |
| BEAM ANGLE               | 360°               |
| JAB CERTIFIED            | NO                 |
| ENCLOSED RATED           | YES                |
| OPERATING TEMP.          | -20° C TO 45° C    |
| CASE QUANTITY            | 12/144             |
| LIFE CYCLE @ 3 HRS/DAY   | 18 YEARS           |
| ENERGY COST @10.65¢/kWh† | \$0.82 / YEAR      |
| WARRANTY                 | 5 YRS / 20,000 HRS |

<sup>†</sup> Refers to Estimated annual cost



| DESCRIPTION  | ACTIVE CODE | SCHEDULED SKU UPDATE | SCHEDULED NEW CODE |
|--|-------------|----------------------|--------------------|
|  3000 KELVIN · LUMENS 950 | DG2530P10A  |                      |                    |

\*Opal/Frosted bulb SKUs may exhibit warmer colour temperatures than their Clear-Glass counterparts and cannot be directly compared due to glass differences.

## Dimmability Data / Données de gradation

- ✓ SMOOTH AND CONSISTENT DIMMING
- X NOT RECOMMENDED
- INCONSISTENT DIMMING TRANSITION
- ^ POTENTIAL STROBING AT THIS LEVEL
- MIN LOSES DIMMABILITY BELOW THIS LEVEL
- MAX MAXIMUM LUMENS OUTPUT

|                                      | 2 BULBS |     |    |    |    |     | 5 BULBS |     |    |    |    |     | 30 BULBS |     |    |    |    |     |
|--------------------------------------|---------|-----|----|----|----|-----|---------|-----|----|----|----|-----|----------|-----|----|----|----|-----|
|                                      | MIN     | 20  | 40 | 60 | 80 | MAX | MIN     | 20  | 40 | 60 | 80 | MAX | MIN      | 20  | 40 | 60 | 80 | MAX |
| LEGRAND ADORNE SOFTAP ADTP703U       | ✓       | ✓   | ✓  | ✓  | ✓  | ✓   | ✓       | ✓   | ✓  | ✓  | ✓  | ✓   | ✓        | ✓   | ✓  | ✓  | ✓  | ✓   |
| LUTRON MAESTRO MACL-153MH            |         | MIN | ✓  | ✓  | ✓  | ✓   |         | MIN | ✓  | ✓  | ✓  | ✓   | ✓        | ✓   | ✓  | ✓  | ✓  | ✓   |
| LUTRON DIVA® / DIVA® C.L DVWCL-153PH | ✓       | ✓   | ✓  | ✓  | ✓  | ✓   | ✓       | ✓   | ✓  | ✓  | ✓  | ✓   | ✓        | ✓   | ✓  | ✓  | ✓  | ✓   |
| LEVITON DECORA SURESLIDE®            | ✓       | MIN | ✓  | ✓  | ✓  | ✓   |         | MIN | ✓  | ✓  | ✓  | ✓   |          | MIN | ✓  | ✓  | ✓  | ✓   |
| LUTRON C.L SKYLARK CONTOUR CTL -153P | ✓       | ✓   | ✓  | ✓  | ✓  | ^   | ✓       | ✓   | ✓  | ✓  | ✓  | ✓   | ✓        | ✓   | ✓  | ✓  | ✓  | ✓   |
| LUTRON CASETA® WIRELESS              | ✓       | ✓   | ✓  | ✓  | ✓  | ✓   | ✓       | ✓   | ✓  | ✓  | ✓  | ✓   | ✓        | ✓   | ✓  | ✓  | ✓  | ✓   |
| LEVITON DECORA ROCKER SLIDE          | ✓       | MIN | ✓  | ✓  | ✓  | ✓   |         | MIN | ✓  | ✓  | ✓  | ✓   |          | MIN | ✓  | ✓  | ✓  | ✓   |
| LEVITON DECORA SMART™                | ✓       | MIN | ✓  | ✓  | ✓  | ✓   |         | MIN | ✓  | ✓  | ✓  | ✓   |          | MIN | ✓  | ✓  | ✓  | ✓   |
| LUTRON MAESTRO PRO MA-PRO-WH         | ✓       | ✓   | ✓  | ^  | ✓  | ✓   | ✓       | ✓   | ✓  | ✓  | ✓  | ✓   | ✓        | ✓   | ✓  | ✓  | ✓  | ✓   |

**E26****G25****PLATED "HOLLYWOOD" LED**

H 4 1/2"

Ø 3 1/8"

**PACKAGING**

NOTE: Refer to image for scale/Se référer à l'image pour l'échelle

**SPECIFICATIONS**

|                          |                       |
|--------------------------|-----------------------|
| WATTS                    | 8                     |
| DELIVERED LUMENS         | 600*                  |
| LAMP SHAPE               | G25                   |
| GLASS SHADE              | HALF GOLD/HALF SILVER |
| BASE / ANSI BASE         | MEDIUM / E26          |
| MAXIMUM HEIGHT           | 4 1/2"                |
| MAXIMUM DIAMETER         | 3 1/8"                |
| CRI                      | 80+                   |
| BEAM ANGLE               | 180°                  |
| JAB CERTIFIED            | NO                    |
| ENCLOSED RATED           | YES                   |
| OPERATING TEMP.          | -20° C TO 45° C       |
| CASE QUANTITY            | 12/144                |
| LIFE CYCLE @ 3 HRS/DAY   | 18 YEARS              |
| ENERGY COST @10.65¢/kWh† | \$0.82 / YEAR         |
| WARRANTY                 | 5 YRS / 20,000 HRS    |

† Refers to Estimated annual cost

|   | DESCRIPTION                             | ACTIVE CODE  | SCHEDULED SKU UPDATE | SCHEDULED NEW CODE |
|---|---|--------------|----------------------|--------------------|
| ● | 3000 KELVIN · LUMENS 600<br>HALF GOLD   | DVILG2530G6A |                      |                    |
| ● | 3000 KELVIN · LUMENS 600<br>HALF SILVER | DVILG2530H6A |                      |                    |

\* Diminished lumen output due to opaque metallic plating

**Dimmability Data / Données de gradation**

- ✓ SMOOTH AND CONSISTENT DIMMING
- X NOT RECOMMENDED
- INCONSISTENT DIMMING TRANSITION
- ^ POTENTIAL STROBING AT THIS LEVEL
- MIN LOSES DIMMABILITY BELOW THIS LEVEL
- MAX MAXIMUM LUMENS OUTPUT

|                                      | 2 BULBS |     |    |     |    |     | 5 BULBS |     |    |    |    |     | 30 BULBS |    |    |    |    |     |   |
|--------------------------------------|---------|-----|----|-----|----|-----|---------|-----|----|----|----|-----|----------|----|----|----|----|-----|---|
|                                      | MIN     | 20  | 40 | 60  | 80 | MAX | MIN     | 20  | 40 | 60 | 80 | MAX | MIN      | 20 | 40 | 60 | 80 | MAX |   |
| LEGRAND ADORNE SOFTAP ADTP703U       |         | MIN | ✓  | ✓   | ✓  | ✓   | ✓       | ✓   | ✓  | ✓  | ✓  | ✓   | ✓        | ✓  | ✓  | ✓  | ✓  | ✓   | ✓ |
| LUTRON MAESTRO MACL-153MH            |         | MIN | ✓  | ✓   | ✓  | ✓   |         | MIN | ✓  | ✓  | ✓  | ✓   | X        | X  | X  | X  | X  | X   | X |
| LUTRON DIVA® / DIVA® C.L DVWCL-153PH | ✓       | ^   | ✓  | MAX |    |     | ✓       | ^   | ✓  | ✓  | ✓  | ✓   | ✓        | ^  | ✓  | ✓  | ✓  | ✓   | ✓ |
| LEVITON DECORA SURESLIDE®            | ✓       | ✓   | ✓  | MAX |    |     | ✓       | ✓   | ✓  | ✓  | ✓  | ✓   | ✓        | ✓  | ✓  | ✓  | ✓  | ✓   | ✓ |
| LUTRON C.L SKYLARK CONTOUR CTL -153P | ✓       | ✓   | ✓  | ✓   | ✓  | ✓   | ✓       | ✓   | ✓  | ✓  | ✓  | ✓   | ✓        | ✓  | ✓  | ✓  | ✓  | ✓   | ✓ |
| LUTRON CASETA® WIRELESS              | X       | X   | X  | X   | X  | X   | X       | X   | X  | X  | X  | X   | X        | X  | X  | X  | X  | X   | X |
| LEVITON DECORA ROCKER SLIDE          | ✓       | ✓   | ✓  | ✓   | ✓  | ✓   | ✓       | ✓   | ✓  | ✓  | ✓  | ✓   | ✓        | ✓  | ✓  | ✓  | ✓  | ✓   | ✓ |
| LEVITON DECORA SMART™                | ✓       | ✓   | ✓  | ✓   | ✓  | ✓   | ✓       | ✓   | ✓  | ✓  | ✓  | ✓   | ✓        | ✓  | ✓  | ✓  | ✓  | ✓   | ✓ |
| LUTRON MAESTRO PRO MA-PRO-WH         | •       | ✓   | ✓  | ✓   | •  | ✓   | •       | ✓   | ✓  | ✓  | •  | ✓   | •        | ✓  | ✓  | ✓  | ✓  | ✓   | ✓ |

**E26**

**G33**

**“GLOBE” LED 60W EQUIVALENT**



H 4<sup>5</sup>/<sub>8</sub>"

Ø 4"

**PACKAGING**



NOTE: Refer to image for scale/Se référer à l'image pour l'échelle

**SPECIFICATIONS**

|                          |                                 |
|--------------------------|---------------------------------|
| WATTS                    | 8                               |
| DELIVERED LUMENS         | 700                             |
| LAMP SHAPE               | G33                             |
| GLASS SHADE              | CLEAR                           |
| BASE / ANSI BASE         | MEDIUM / E26                    |
| MAXIMUM HEIGHT           | 4 <sup>5</sup> / <sub>8</sub> " |
| MAXIMUM DIAMETER         | 4"                              |
| CRI                      | 80+                             |
| BEAM ANGLE               | 360°                            |
| JAB CERTIFIED            | NO                              |
| ENCLOSED RATED           | YES                             |
| OPERATING TEMP.          | -20° C TO 45° C                 |
| CASE QUANTITY            | 12/72                           |
| LIFE CYCLE @ 3 HRS/DAY   | 18 YEARS                        |
| ENERGY COST @10.65¢/kWh† | \$0.82 / YEAR                   |
| WARRANTY                 | 5 YRS / 20,000 HRS              |

† Refers to Estimated annual cost

| DESCRIPTION                | ACTIVE CODE | SCHEDULED SKU UPDATE | SCHEDULED NEW CODE |
|----------------------------|-------------|----------------------|--------------------|
| ● 3000 KELVIN · LUMENS 700 | D44238A     |                      |                    |

**Dimmability Data / Données de gradation**

- ✓ SMOOTH AND CONSISTENT DIMMING
- X NOT RECOMMENDED
- INCONSISTENT DIMMING TRANSITION
- ^ POTENTIAL STROBING AT THIS LEVEL
- MIN LOSES DIMMABILITY BELOW THIS LEVEL
- MAX MAXIMUM LUMENS OUTPUT

|                                      | 2 BULBS |     |    |    |    |     | 5 BULBS |    |    |    |    |     | 30 BULBS |    |    |    |    |     |   |
|--------------------------------------|---------|-----|----|----|----|-----|---------|----|----|----|----|-----|----------|----|----|----|----|-----|---|
|                                      | MIN     | 20  | 40 | 60 | 80 | MAX | MIN     | 20 | 40 | 60 | 80 | MAX | MIN      | 20 | 40 | 60 | 80 | MAX |   |
| LEGRAND ADORNE SOFTAP ADTP703U       |         | MIN | ✓  | ✓  | ✓  | ✓   | ✓       | ✓  | ✓  | ✓  | ✓  | ✓   | ✓        | ✓  | ✓  | ✓  | ✓  | ✓   | ✓ |
| LUTRON MAESTRO MACL-153MH            | ^       | ✓   | ✓  | ✓  | ✓  | ✓   | ✓       | ✓  | ✓  | ✓  | ✓  | ✓   | ✓        | ✓  | ✓  | ✓  | ✓  | ✓   | ✓ |
| LUTRON DIVA® / DIVA® C.L DVWCL-153PH | ^       | ✓   | ✓  | ✓  | ✓  | ✓   | ^       | ^  | ^  | ✓  | ✓  | ^   | ✓        | ✓  | ^  | ✓  | ✓  | ✓   | ✓ |
| LEVITON DECORA SURESLIDE®            | ✓       | ^   | ✓  | ✓  | ✓  | ✓   | ✓       | ✓  | ^  | ^  | ✓  | ✓   | ✓        | ✓  | ✓  | ✓  | ✓  | ✓   | ✓ |
| LUTRON C.L SKYLARK CONTOUR CTL -153P | ✓       | ✓   | ^  | ✓  | ✓  | ✓   | ✓       | ✓  | ^  | ✓  | ✓  | ✓   | ✓        | ^  | ✓  | ✓  | ✓  | ✓   | ✓ |
| LUTRON CASETA® WIRELESS              | ^       | ^   | ^  | ^  | ^  | ^   | ^       | ✓  | ^  | ✓  | ✓  | ✓   | X        | X  | X  | X  | X  | X   | X |
| LEVITON DECORA ROCKER SLIDE          | ✓       | ✓   | ✓  | ✓  | ✓  | ✓   | ✓       | ✓  | ✓  | ✓  | ✓  | ✓   | ✓        | ✓  | ✓  | ✓  | ✓  | ✓   | ✓ |
| LEVITON DECORA SMART™                | ✓       | ✓   | ✓  | ✓  | ✓  | ✓   | ✓       | ✓  | ^  | ^  | ✓  | ✓   | ✓        | ✓  | ✓  | ✓  | ✓  | ✓   | ✓ |
| LUTRON MAESTRO PRO MA-PRO-WH         | •       | ✓   | ✓  | ✓  | ✓  | ✓   | •       | ✓  | ✓  | ✓  | ✓  | ✓   | •        | ✓  | ✓  | ✓  | ✓  | ✓   | ✓ |

**E26****G40****OVERSIZE "GLOBE" LED 100W EQUIVALENT**H 4<sup>7</sup>/<sub>8</sub>"Ø 6<sup>1</sup>/<sub>2</sub>"**PACKAGING**

NOTE: Refer to image for scale/Se référer à l'image pour l'échelle

**SPECIFICATIONS**

|                          |                                 |
|--------------------------|---------------------------------|
| WATTS                    | 8                               |
| DELIVERED LUMENS         | 1000                            |
| LAMP SHAPE               | G40                             |
| GLASS SHADE              | CLEAR                           |
| BASE / ANSI BASE         | MEDIUM / E26                    |
| MAXIMUM HEIGHT           | 4 <sup>7</sup> / <sub>8</sub> " |
| MAXIMUM DIAMETER         | 6 <sup>1</sup> / <sub>2</sub> " |
| CRI                      | 80+                             |
| BEAM ANGLE               | 360°                            |
| JA8 CERTIFIED            | NO                              |
| ENCLOSED RATED           | YES                             |
| OPERATING TEMP.          | -20° C TO 45° C                 |
| CASE QUANTITY            | 12/36                           |
| LIFE CYCLE @ 3 HRS/DAY   | 18 YEARS                        |
| ENERGY COST @10.65¢/kWh† | \$0.82/ YEAR                    |
| WARRANTY                 | 5 YRS / 20,000 HRS              |

† Refers to Estimated annual cost

**NEW**

| DESCRIPTION   | ACTIVE CODE | SCHEDULED SKU UPDATE | SCHEDULED NEW CODE |
|---|-------------|----------------------|--------------------|
|  3000 KELVIN · LUMENS 1000 | DG4030C10A  |                      |                    |

**Dimmability Data / Données de gradation**

- ✓ SMOOTH AND CONSISTENT DIMMING
- X NOT RECOMMENDED
- INCONSISTENT DIMMING TRANSITION
- ^ POTENTIAL STROBING AT THIS LEVEL
- MIN LOSES DIMMABILITY BELOW THIS LEVEL
- MAX MAXIMUM LUMENS OUTPUT

^This chart is for D452x8A series only - for DVLG40MCxxA charts, please flip to Page 82 for superceded data

|                                      | 2 BULBS |     |    |    |    |     | 5 BULBS |     |    |    |    |     | 30 BULBS |     |    |    |    |     |
|--------------------------------------|---------|-----|----|----|----|-----|---------|-----|----|----|----|-----|----------|-----|----|----|----|-----|
|                                      | MIN     | 20  | 40 | 60 | 80 | MAX | MIN     | 20  | 40 | 60 | 80 | MAX | MIN      | 20  | 40 | 60 | 80 | MAX |
| LEGRAND ADORNE SOFTAP ADTP703U       | ✓       | ✓   | ✓  | ✓  | ✓  | ✓   | ✓       | ✓   | ✓  | ✓  | ✓  | ✓   | ✓        | ✓   | ✓  | ✓  | ✓  | ✓   |
| LUTRON MAESTRO MACL-153MH            |         | MIN | ✓  | ✓  | ✓  | ✓   |         | MIN | ✓  | ✓  | ✓  | ✓   | ✓        | ✓   | ✓  | ✓  | ✓  | ✓   |
| LUTRON DIVA® / DIVA® C.L DVWCL-153PH | ✓       | ✓   | ✓  | ✓  | ✓  | ✓   | ✓       | ✓   | ✓  | ✓  | ✓  | ✓   | ✓        | ✓   | ✓  | ✓  | ✓  | ✓   |
| LEVITON DECORA SURESLIDE®            | ✓       | MIN | ✓  | ✓  | ✓  | ✓   |         | MIN | ✓  | ✓  | ✓  | ✓   |          | MIN | ✓  | ✓  | ✓  | ✓   |
| LUTRON C.L SKYLARK CONTOUR CTL -153P | ✓       | ✓   | ✓  | ✓  | ✓  | ^   | ✓       | ✓   | ✓  | ✓  | ✓  | ✓   | ✓        | ✓   | ✓  | ✓  | ✓  | ✓   |
| LUTRON CASETA® WIRELESS              | ✓       | ✓   | ✓  | ✓  | ✓  | ✓   | ✓       | ✓   | ✓  | ✓  | ✓  | ✓   | ✓        | ✓   | ✓  | ✓  | ✓  | ✓   |
| LEVITON DECORA ROCKER SLIDE          | ✓       | MIN | ✓  | ✓  | ✓  | ✓   |         | MIN | ✓  | ✓  | ✓  | ✓   |          | MIN | ✓  | ✓  | ✓  | ✓   |
| LEVITON DECORA SMART™                | ✓       | MIN | ✓  | ✓  | ✓  | ✓   |         | MIN | ✓  | ✓  | ✓  | ✓   |          | MIN | ✓  | ✓  | ✓  | ✓   |
| LUTRON MAESTRO PRO MA-PRO-WH         | ✓       | ✓   | ✓  | ^  | ✓  | ✓   | ✓       | ✓   | ✓  | ✓  | ✓  | ✓   | ✓        | ✓   | ✓  | ✓  | ✓  | ✓   |

**E26****G40****OPAL OVERSIZE "GLOBE" LED 75W EQUIVALENT**

NOTE: Refer to image for scale/Se référer à l'image pour l'échelle

| SPECIFICATIONS           |                    |
|--------------------------|--------------------|
| WATTS                    | 8                  |
| DELIVERED LUMENS         | 950                |
| LAMP SHAPE               | G40                |
| GLASS SHADE              | OPAL               |
| BASE / ANSI BASE         | MEDIUM / E26       |
| MAXIMUM HEIGHT           | 4 7/8"             |
| MAXIMUM DIAMETER         | 6 1/2"             |
| CRI                      | 80+                |
| BEAM ANGLE               | 360°               |
| JAB CERTIFIED            | NO                 |
| ENCLOSED RATED           | YES                |
| OPERATING TEMP.          | -20° C TO 45° C    |
| CASE QUANTITY            | 12/36              |
| LIFE CYCLE @ 3 HRS/DAY   | 18 YEARS           |
| ENERGY COST @10.65¢/kWh† | \$0.82 / YEAR      |
| WARRANTY                 | 5 YRS / 20,000 HRS |

† Refers to Estimated annual cost



| DESCRIPTION  | ACTIVE CODE | SCHEDULED SKU UPDATE | SCHEDULED NEW CODE |
|--|-------------|----------------------|--------------------|
|  3000 KELVIN · LUMENS 950 | DG4030P10A  |                      |                    |

**Dimmability Data / Données de gradation**

- ✓ SMOOTH AND CONSISTENT DIMMING
- X NOT RECOMMENDED
- INCONSISTENT DIMMING TRANSITION
- ^ POTENTIAL STROBING AT THIS LEVEL
- MIN LOSES DIMMABILITY BELOW THIS LEVEL
- MAX MAXIMUM LUMENS OUTPUT

\*This chart is for D462x8A series only - for DVLG40MTxxA charts, please flip to Page 82 for superceded data

|                                      | 2 BULBS |     |    |    |    |     | 5 BULBS |     |    |    |    |     | 30 BULBS |     |    |    |    |     |
|--------------------------------------|---------|-----|----|----|----|-----|---------|-----|----|----|----|-----|----------|-----|----|----|----|-----|
|                                      | MIN     | 20  | 40 | 60 | 80 | MAX | MIN     | 20  | 40 | 60 | 80 | MAX | MIN      | 20  | 40 | 60 | 80 | MAX |
| LEGRAND ADORNE SOFTAP ADTP703U       | ✓       | ✓   | ✓  | ✓  | ✓  | ✓   | ✓       | ✓   | ✓  | ✓  | ✓  | ✓   | ✓        | ✓   | ✓  | ✓  | ✓  | ✓   |
| LUTRON MAESTRO MACL-153MH            |         | MIN | ✓  | ✓  | ✓  | ✓   |         | MIN | ✓  | ✓  | ✓  | ✓   | ✓        | ✓   | ✓  | ✓  | ✓  | ✓   |
| LUTRON DIVA® / DIVA® C.L DVWCL-153PH | ✓       | ✓   | ✓  | ✓  | ✓  | ✓   | ✓       | ✓   | ✓  | ✓  | ✓  | ✓   | ✓        | ✓   | ✓  | ✓  | ✓  | ✓   |
| LEVITON DECORA SURESLIDE®            | ✓       | MIN | ✓  | ✓  | ✓  | ✓   |         | MIN | ✓  | ✓  | ✓  | ✓   |          | MIN | ✓  | ✓  | ✓  | ✓   |
| LUTRON C.L SKYLARK CONTOUR CTL -153P | ✓       | ✓   | ✓  | ✓  | ✓  | ^   | ✓       | ✓   | ✓  | ✓  | ✓  | ✓   | ✓        | ✓   | ✓  | ✓  | ✓  | ✓   |
| LUTRON CASETA® WIRELESS              | ✓       | ✓   | ✓  | ✓  | ✓  | ✓   | ✓       | ✓   | ✓  | ✓  | ✓  | ✓   | ✓        | ✓   | ✓  | ✓  | ✓  | ✓   |
| LEVITON DECORA ROCKER SLIDE          | ✓       | MIN | ✓  | ✓  | ✓  | ✓   |         | MIN | ✓  | ✓  | ✓  | ✓   |          | MIN | ✓  | ✓  | ✓  | ✓   |
| LEVITON DECORA SMART™                | ✓       | MIN | ✓  | ✓  | ✓  | ✓   |         | MIN | ✓  | ✓  | ✓  | ✓   |          | MIN | ✓  | ✓  | ✓  | ✓   |
| LUTRON MAESTRO PRO MA-PRO-WH         | ✓       | ✓   | ✓  | ^  | ✓  | ✓   | ✓       | ✓   | ✓  | ✓  | ✓  | ✓   | ✓        | ✓   | ✓  | ✓  | ✓  | ✓   |



**E26****A165****CLEAR "JUPITER" CRI 90 LED 100W EQUIVALENT**

H 12"

Ø 6¾"

**PACKAGING**

NOTE: Refer to image for scale/Se référer à l'image pour l'échelle

**SPECIFICATIONS**

|                          |                           |
|--------------------------|---------------------------|
| WATTS                    | <b>10</b>                 |
| DELIVERED LUMENS         | <b>1100</b>               |
| LAMP SHAPE               | <b>A165</b>               |
| GLASS SHADE              | <b>CLEAR</b>              |
| BASE / ANSI BASE         | <b>E26</b>                |
| MAXIMUM HEIGHT           | <b>12"</b>                |
| MAXIMUM DIAMETER         | <b>63/4"</b>              |
| CRI                      | <b>90+</b>                |
| BEAM ANGLE               | <b>360°</b>               |
| JAB CERTIFIED            | <b>YES</b>                |
| ENCLOSED RATED           | <b>NO</b>                 |
| OPERATING TEMP.          | <b>-20° C TO 45° C</b>    |
| CASE QUANTITY            | <b>4</b>                  |
| LIFE CYCLE @ 3 HRS/DAY   | <b>18 YEARS</b>           |
| ENERGY COST @10.65¢/kWh† | <b>\$1.02 / YEAR</b>      |
| WARRANTY                 | <b>5 YRS / 20,000 HRS</b> |

† Refers to Estimated annual cost



| DESCRIPTION   | ACTIVE CODE         | SCHEDULED SKU UPDATE | SCHEDULED NEW CODE |
|---|---------------------|----------------------|--------------------|
|  3000 KELVIN - LUMENS 1100 | <b>DVLA165MC30A</b> |                      |                    |

**Dimmability Data / Données de gradation**

- ✓ SMOOTH AND CONSISTENT DIMMING
- X NOT RECOMMENDED
- INCONSISTENT DIMMING TRANSITION
- ^ POTENTIAL STROBING AT THIS LEVEL
- MIN LOSES DIMMABILITY BELOW THIS LEVEL
- MAX MAXIMUM LUMENS OUTPUT


^This chart is for D452x8A series only - for DVLG40MCxxA charts, please flip to Page 82 for superceded data

|                                      | 2 BULBS |     |    |    |    |     | 5 BULBS |     |    |    |    |     | 30 BULBS                   |    |    |    |    |     |
|--------------------------------------|---------|-----|----|----|----|-----|---------|-----|----|----|----|-----|----------------------------|----|----|----|----|-----|
|                                      | MIN     | 20  | 40 | 60 | 80 | MAX | MIN     | 20  | 40 | 60 | 80 | MAX | MIN                        | 20 | 40 | 60 | 80 | MAX |
| LEGRAND ADORNE SOFTAP ADTP703U       |         | MIN | ✓  | ✓  | ✓  | ✓   | ✓       | ✓   | ✓  | ✓  | ✓  | ✓   | <b>TESTING UNAVAILABLE</b> |    |    |    |    |     |
| LUTRON MAESTRO MACL-153MH            | ✓       | ✓   | ✓  | ✓  | ✓  | ✓   |         | MIN | ✓  | ✓  | ✓  | ✓   |                            |    |    |    |    |     |
| LUTRON DIVA® / DIVA® C.L DVWCL-153PH | ✓       | ✓   | ✓  | ✓  | ✓  | ✓   | ✓       | ✓   | ✓  | ✓  | ✓  | ✓   |                            |    |    |    |    |     |
| LEVITON DECORA SURESLIDE®            | ✓       | ✓   | ✓  | ✓  | ✓  | ✓   | ✓       | ✓   | ✓  | ✓  | ✓  | ✓   |                            |    |    |    |    |     |
| LUTRON C.L SKYLARK CONTOUR CTL -153P | ✓       | ✓   | ✓  | ✓  | ✓  | ✓   | ✓       | ✓   | ✓  | ✓  | ✓  | ✓   |                            |    |    |    |    |     |
| LUTRON CASETA® WIRELESS              |         | MIN | ✓  | ✓  | ✓  | ✓   |         | MIN | ✓  | ✓  | ✓  | ✓   |                            |    |    |    |    |     |
| LEVITON DECORA ROCKER SLIDE          | ✓       | ✓   | ✓  | ✓  | ✓  | ✓   | ✓       | ✓   | ✓  | ✓  | ✓  | ✓   |                            |    |    |    |    |     |
| LEVITON DECORA SMART™                | ✓       | ✓   | ✓  | ✓  | ✓  | ✓   | ✓       | ✓   | ✓  | ✓  | ✓  | ✓   |                            |    |    |    |    |     |
| LUTRON MAESTRO PRO MA-PRO-WH         | •       | ✓   | ✓  | ✓  | ✓  | ✓   | •       | ✓   | ✓  | ✓  | ✓  | ✓   |                            |    |    |    |    |     |

**E26**

**A165**

**OPAL "JUPITER" CRI 90 LED 100W EQUIVALENT**



NOTE: Refer to image for scale/Se référer à l'image pour l'échelle

| SPECIFICATIONS           |                    |
|--------------------------|--------------------|
| WATTS                    | 10                 |
| DELIVERED LUMENS         | 1050               |
| LAMP SHAPE               | A165               |
| GLASS SHADE              | OPAL               |
| BASE / ANSI BASE         | E26                |
| MAXIMUM HEIGHT           | 12"                |
| MAXIMUM DIAMETER         | 6¾"                |
| CRI                      | 90+                |
| BEAM ANGLE               | 360°               |
| JAB CERTIFIED            | NO                 |
| ENCLOSED RATED           | NO                 |
| OPERATING TEMP.          | -20° C TO 45° C    |
| CASE QUANTITY            | 4                  |
| LIFE CYCLE @ 3 HRS/DAY   | 18 YEARS           |
| ENERGY COST @10.65¢/kWh† | \$1.02 / YEAR      |
| WARRANTY                 | 5 YRS / 20,000 HRS |

† Refers to Estimated annual cost

| DESCRIPTION               | ACTIVE CODE  | SCHEDULED SKU UPDATE | SCHEDULED NEW CODE |
|---------------------------|--------------|----------------------|--------------------|
| 3000 KELVIN · LUMENS 1050 | DVLA165MT30A |                      |                    |

**Dimmability Data / Données de gradation**

- ✓ SMOOTH AND CONSISTENT DIMMING
- X NOT RECOMMENDED
- INCONSISTENT DIMMING TRANSITION
- ^ POTENTIAL STROBING AT THIS LEVEL
- MIN LOSES DIMMABILITY BELOW THIS LEVEL
- MAX MAXIMUM LUMENS OUTPUT

\*This chart is for D462x8A series only - for DVLG40MTxxA charts, please flip to Page 82 for superceded data

|                                      | 2 BULBS |     |    |    |    |     | 5 BULBS |     |    |    |    |     | 30 BULBS            |    |    |    |    |     |
|--------------------------------------|---------|-----|----|----|----|-----|---------|-----|----|----|----|-----|---------------------|----|----|----|----|-----|
|                                      | MIN     | 20  | 40 | 60 | 80 | MAX | MIN     | 20  | 40 | 60 | 80 | MAX | MIN                 | 20 | 40 | 60 | 80 | MAX |
| LEGRAND ADORNE SOFTAP ADTP703U       |         | MIN | ✓  | ✓  | ✓  | ✓   | ✓       | ✓   | ✓  | ✓  | ✓  | ✓   | TESTING UNAVAILABLE |    |    |    |    |     |
| LUTRON MAESTRO MACL-153MH            | ✓       | ✓   | ✓  | ✓  | ✓  | ✓   |         | MIN | ✓  | ✓  | ✓  | ✓   |                     |    |    |    |    |     |
| LUTRON DIVA® / DIVA® C.L DVWCL-153PH | ✓       | ✓   | ✓  | ✓  | ✓  | ✓   | ✓       | ✓   | ✓  | ✓  | ✓  | ✓   |                     |    |    |    |    |     |
| LEVITON DECORA SURESLIDE®            | ✓       | ✓   | ✓  | ✓  | ✓  | ✓   | ✓       | ✓   | ✓  | ✓  | ✓  | ✓   |                     |    |    |    |    |     |
| LUTRON C.L SKYLARK CONTOUR CTL -153P | ✓       | ✓   | ✓  | ✓  | ✓  | ✓   | ✓       | ✓   | ✓  | ✓  | ✓  | ✓   |                     |    |    |    |    |     |
| LUTRON CASETA® WIRELESS              |         | MIN | ✓  | ✓  | ✓  | ✓   |         | MIN | ✓  | ✓  | ✓  | ✓   |                     |    |    |    |    |     |
| LEVITON DECORA ROCKER SLIDE          | ✓       | ✓   | ✓  | ✓  | ✓  | ✓   | ✓       | ✓   | ✓  | ✓  | ✓  | ✓   |                     |    |    |    |    |     |
| LEVITON DECORA SMART™                | ✓       | ✓   | ✓  | ✓  | ✓  | ✓   | ✓       | ✓   | ✓  | ✓  | ✓  | ✓   |                     |    |    |    |    |     |
| LUTRON MAESTRO PRO MA-PRO-WH         | •       | ✓   | ✓  | ✓  | ✓  | ✓   | •       | ✓   | ✓  | ✓  | ✓  | ✓   |                     |    |    |    |    |     |

# G9


## CLEAR LONGLIFE G9 LED 40W EQUIVALENT



Ø 5/8"



### PACKAGING



NOTE: Refer to image for scale/Se référer à l'image pour l'échelle

### SPECIFICATIONS

|                          |                    |
|--------------------------|--------------------|
| WATTS                    | 3                  |
| DELIVERED LUMENS         | 375-385            |
| LAMP SHAPE               | G9                 |
| GLASS SHADE              | CLEAR              |
| BASE / ANSI BASE         | DOUBLE LOOP / G9   |
| MAXIMUM HEIGHT           | 2"                 |
| MAXIMUM DIAMETER         | 5/8"               |
| CRI                      | 80+                |
| BEAM ANGLE               | 360°               |
| JAB CERTIFIED            | NO                 |
| ENCLOSED RATED           | YES                |
| OPERATING TEMP.          | -20° C TO 45° C    |
| CASE QUANTITY            | 12/144             |
| LIFE CYCLE @ 3 HRS/DAY   | 18 YEARS           |
| ENERGY COST @10.65¢/kWh† | \$0.31 / YEAR      |
| WARRANTY                 | 5 YRS / 20,000 HRS |

† Refers to Estimated annual cost

|   | DESCRIPTION              | ACTIVE CODE | SCHEDULED SKU UPDATE | SCHEDULED NEW CODE |
|---|--------------------------|-------------|----------------------|--------------------|
| ● | 3000 KELVIN · LUMENS 375 | D90138B     |                      |                    |
| ● | 4000 KELVIN · LUMENS 380 | D90148B     |                      |                    |
| ● | 5000 KELVIN · LUMENS 385 | D90158B     |                      |                    |

## Dimmability Data / Données de gradation

- ✓ SMOOTH AND CONSISTENT DIMMING
- X NOT RECOMMENDED
- INCONSISTENT DIMMING TRANSITION
- ^ POTENTIAL STROBING AT THIS LEVEL
- MIN LOSES DIMMABILITY BELOW THIS LEVEL
- MAX MAXIMUM LUMENS OUTPUT

|                                      | 2 BULBS |     |     |    |    | 5 BULBS |     |    |     |    | 30 BULBS |     |     |    |     |    |    |     |
|--------------------------------------|---------|-----|-----|----|----|---------|-----|----|-----|----|----------|-----|-----|----|-----|----|----|-----|
|                                      | MIN     | 20  | 40  | 60 | 80 | MAX     | MIN | 20 | 40  | 60 | 80       | MAX | MIN | 20 | 40  | 60 | 80 | MAX |
| LUTRON SUNNATA STCL-153PH-WH-C       | ^       | ✓   | ✓   | ✓  | ✓  | •       | ✓   | ✓  | ✓   | ✓  | ✓        | •   | ✓   | ✓  | ✓   | ✓  | ✓  | •   |
| LUTRON MAESTRO MACL-153MH            | ^       | ✓   | ✓   | ✓  | ✓  | ✓       | ✓   | ✓  | ✓   | ✓  | ✓        | ✓   | ✓   | ^  | ✓   | ✓  | ✓  | ✓   |
| LUTRON DIVA® / DIVA® C.L DVWCL-153PH |         |     | MIN | ✓  | ✓  | ✓       |     |    | MIN | ✓  | ✓        | ✓   |     |    | MIN | ✓  | ✓  | ✓   |
| LEVITON DECORA SURESLIDE®            | ✓       | ✓   | ✓   | ✓  | ✓  | ✓       | ^   | ✓  | ✓   | ✓  | ✓        | ✓   |     | ^  | ✓   | ✓  | ✓  | ✓   |
| LUTRON C.L SKYLARK CONTOUR CTL -153P |         | MIN | ✓   | ✓  | ✓  | ✓       | ✓   | ✓  | ✓   | ✓  | ✓        | ✓   | ✓   | ✓  | ✓   | ✓  | ✓  | ✓   |
| LUTRON CASETA® WIRELESS              | ✓       | ✓   | ✓   | ✓  | ✓  | ✓       | •   | ✓  | ✓   | ✓  | ✓        | ✓   | •   | ✓  | ✓   | ✓  | ✓  | ✓   |
| LEVITON DECORA ROCKER SLIDE          | ✓       | ✓   | ✓   | ✓  | ✓  | ✓       | •   | ✓  | ✓   | ✓  | ✓        | ^   | •   | •  | ✓   | ✓  | ✓  | ^   |
| LEVITON DECORA SMART™                | ✓       | ✓   | ✓   | ✓  | ✓  | ✓       | •   | ✓  | ✓   | ✓  | ✓        | ✓   | ✓   | •  | ✓   | ✓  | ✓  | ✓   |
| LUTRON MAESTRO PRO MA-PRO-WH         | ✓       | ✓   | ✓   | ✓  | ✓  | ✓       | ✓   | ✓  | ✓   | ✓  | ✓        | ✓   | ✓   | ✓  | ✓   | ✓  | ✓  | ✓   |

**G9**

**FROSTED LONGLIFE G9 LED 35W EQUIVALENT**



H 2"

Ø 5/8"



NOTE: Refer to image for scale/Se référer à l'image pour l'échelle

| SPECIFICATIONS           |                    |
|--------------------------|--------------------|
| WATTS                    | 3                  |
| DELIVERED LUMENS         | 350-365            |
| LAMP SHAPE               | G9                 |
| GLASS SHADE              | FROSTED            |
| BASE / ANSI BASE         | DOUBLE LOOP / G9   |
| MAXIMUM HEIGHT           | 2"                 |
| MAXIMUM DIAMETER         | 5/8"               |
| CRI                      | 80+                |
| BEAM ANGLE               | 360°               |
| JAB CERTIFIED            | NO                 |
| ENCLOSED RATED           | YES                |
| OPERATING TEMP.          | -20° C TO 45° C    |
| CASE QUANTITY            | 12/144             |
| LIFE CYCLE @ 3 HRS/DAY   | 18 YEARS           |
| ENERGY COST @10.65¢/kWh† | \$0.31 / YEAR      |
| WARRANTY                 | 5 YRS / 20,000 HRS |

† Refers to Estimated annual cost

| DESCRIPTION              | ACTIVE CODE | SCHEDULED SKU UPDATE | SCHEDULED NEW CODE |
|--------------------------|-------------|----------------------|--------------------|
| 3000 KELVIN · LUMENS 350 | D91138B     |                      |                    |
| 4000 KELVIN · LUMENS 365 | DG940F4A    |                      |                    |

*Dimmability Data / Données de gradation*

- ✓ SMOOTH AND CONSISTENT DIMMING
- X NOT RECOMMENDED
- INCONSISTENT DIMMING TRANSITION
- ^ POTENTIAL STROBING AT THIS LEVEL
- MIN LOSES DIMMABILITY BELOW THIS LEVEL
- MAX MAXIMUM LUMENS OUTPUT

|                                      | 2 BULBS |     |     |    |    | 5 BULBS |     |    |     |    | 30 BULBS |     |     |    |     |    |    |     |
|--------------------------------------|---------|-----|-----|----|----|---------|-----|----|-----|----|----------|-----|-----|----|-----|----|----|-----|
|                                      | MIN     | 20  | 40  | 60 | 80 | MAX     | MIN | 20 | 40  | 60 | 80       | MAX | MIN | 20 | 40  | 60 | 80 | MAX |
| LUTRON SUNNATA STCL-153PH-WH-C       | ^       | ✓   | ✓   | ✓  | ✓  | •       | ✓   | ✓  | ✓   | ✓  | ✓        | •   | ✓   | ✓  | ✓   | ✓  | ✓  | •   |
| LUTRON MAESTRO MACL-153MH            | ^       | ✓   | ✓   | ✓  | ✓  | ✓       | ✓   | ✓  | ✓   | ✓  | ✓        | ✓   | ✓   | ^  | ✓   | ✓  | ✓  | ✓   |
| LUTRON DIVA® / DIVA® C.L DVWCL-153PH |         |     | MIN | ✓  | ✓  | ✓       |     |    | MIN | ✓  | ✓        | ✓   |     |    | MIN | ✓  | ✓  | ✓   |
| LEVITON DECORA SURESLIDE®            | ✓       | ✓   | ✓   | ✓  | ✓  | ✓       | ^   | ✓  | ✓   | ✓  | ✓        | ✓   |     | ^  | ✓   | ✓  | ✓  | ✓   |
| LUTRON C.L SKYLARK CONTOUR CTL -153P |         | MIN | ✓   | ✓  | ✓  | ✓       | ✓   | ✓  | ✓   | ✓  | ✓        | ✓   | ✓   | ✓  | ✓   | ✓  | ✓  | ✓   |
| LUTRON CASETA® WIRELESS              | ✓       | ✓   | ✓   | ✓  | ✓  | ✓       | •   | ✓  | ✓   | ✓  | ✓        | ✓   | •   | ✓  | ✓   | ✓  | ✓  | ✓   |
| LEVITON DECORA ROCKER SLIDE          | ✓       | ✓   | ✓   | ✓  | ✓  | ✓       | •   | ✓  | ✓   | ✓  | ✓        | ^   | •   | •  | ✓   | ✓  | ✓  | ^   |
| LEVITON DECORA SMART™                | ✓       | ✓   | ✓   | ✓  | ✓  | ✓       | •   | ✓  | ✓   | ✓  | ✓        | ✓   | ✓   | •  | ✓   | ✓  | ✓  | ✓   |
| LUTRON MAESTRO PRO MA-PRO-WH         | ✓       | ✓   | ✓   | ✓  | ✓  | ✓       | ✓   | ✓  | ✓   | ✓  | ✓        | ✓   | ✓   | ✓  | ✓   | ✓  | ✓  | ✓   |

# G9

## CLEAR G9 LED 50W EQUIVALENT



H 2"

Ø 5/8"



### PACKAGING



NOTE: Refer to image for scale/Se référer à l'image pour l'échelle

### SPECIFICATIONS

|                          |                    |
|--------------------------|--------------------|
| WATTS                    | 4.5                |
| DELIVERED LUMENS         | 540-550            |
| LAMP SHAPE               | G9                 |
| GLASS SHADE              | CLEAR              |
| BASE / ANSI BASE         | DOUBLE LOOP / G9   |
| MAXIMUM HEIGHT           | 2"                 |
| MAXIMUM DIAMETER         | 5/8"               |
| CRI                      | 80+                |
| BEAM ANGLE               | 360°               |
| JAB CERTIFIED            | NO                 |
| ENCLOSED RATED           | YES                |
| OPERATING TEMP.          | -20° C TO 45° C    |
| CASE QUANTITY            | 12/144             |
| LIFE CYCLE @ 3 HRS/DAY   | 18 YEARS           |
| ENERGY COST @10.65¢/kWh† | \$0.46 / YEAR      |
| WARRANTY                 | 3 YRS / 15,000 HRS |

† Refers to Estimated annual cost

| DESCRIPTION              | ACTIVE CODE | SCHEDULED SKU UPDATE | SCHEDULED NEW CODE |
|--------------------------|-------------|----------------------|--------------------|
| 2700 KELVIN · LUMENS 540 | DG927C5B    |                      |                    |
| 3000 KELVIN · LUMENS 550 | D92138B     |                      |                    |
| 4000 KELVIN · LUMENS 550 | D92148B     |                      |                    |
| 5000 KELVIN · LUMENS 550 | D92158B     |                      |                    |

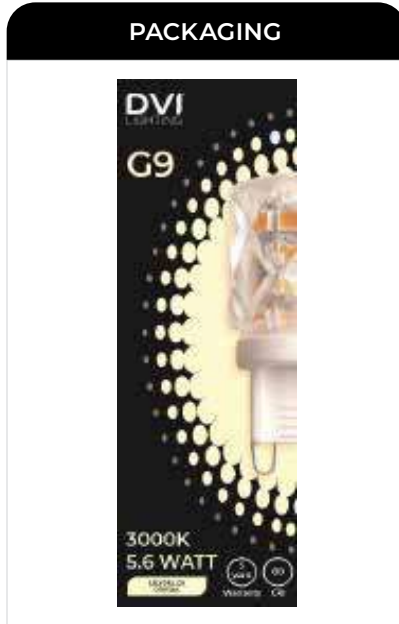
## Dimmability Data / Données de gradation

- ✓ SMOOTH AND CONSISTENT DIMMING
- X NOT RECOMMENDED
- INCONSISTENT DIMMING TRANSITION
- ^ POTENTIAL STROBING AT THIS LEVEL
- MIN LOSES DIMMABILITY BELOW THIS LEVEL
- MAX MAXIMUM LUMENS OUTPUT

|                                      | 2 BULBS |     |     |    |    | 5 BULBS |     |    |     |    | 30 BULBS |     |     |    |     |    |    |     |
|--------------------------------------|---------|-----|-----|----|----|---------|-----|----|-----|----|----------|-----|-----|----|-----|----|----|-----|
|                                      | MIN     | 20  | 40  | 60 | 80 | MAX     | MIN | 20 | 40  | 60 | 80       | MAX | MIN | 20 | 40  | 60 | 80 | MAX |
| LUTRON SUNNATA STCL-153PH-WH-C       | ^       | ✓   | ✓   | ✓  | ✓  | •       | ✓   | ✓  | ✓   | ✓  | ✓        | •   | ✓   | ✓  | ✓   | ✓  | ✓  | •   |
| LUTRON MAESTRO MACL-153MH            | ^       | ✓   | ✓   | ✓  | ✓  | ✓       | ✓   | ✓  | ✓   | ✓  | ✓        | ✓   | ✓   | ^  | ✓   | ✓  | ✓  | ✓   |
| LUTRON DIVA® / DIVA® C.L DVWCL-153PH |         |     | MIN | ✓  | ✓  | ✓       |     |    | MIN | ✓  | ✓        | ✓   |     |    | MIN | ✓  | ✓  | ✓   |
| LEVITON DECORA SURESLIDE®            | ✓       | ✓   | ✓   | ✓  | ✓  | ✓       | ^   | ✓  | ✓   | ✓  | ✓        | ✓   |     | ^  | ✓   | ✓  | ✓  | ✓   |
| LUTRON C.L SKYLARK CONTOUR CTL -153P |         | MIN | ✓   | ✓  | ✓  | ✓       | ✓   | ✓  | ✓   | ✓  | ✓        | ✓   | ✓   | ✓  | ✓   | ✓  | ✓  | ✓   |
| LUTRON CASETA® WIRELESS              | ✓       | ✓   | ✓   | ✓  | ✓  | ✓       | •   | ✓  | ✓   | ✓  | ✓        | ✓   | •   | ✓  | ✓   | ✓  | ✓  | ✓   |
| LEVITON DECORA ROCKER SLIDE          | ✓       | ✓   | ✓   | ✓  | ✓  | ✓       | •   | ✓  | ✓   | ✓  | ✓        | ^   | •   | •  | ✓   | ✓  | ✓  | ^   |
| LEVITON DECORA SMART™                | ✓       | ✓   | ✓   | ✓  | ✓  | ✓       | •   | ✓  | ✓   | ✓  | ✓        | ✓   | ✓   | •  | ✓   | ✓  | ✓  | ✓   |
| LUTRON MAESTRO PRO MA-PRO-WH         | ✓       | ✓   | ✓   | ✓  | ✓  | ✓       | ✓   | ✓  | ✓   | ✓  | ✓        | ✓   | ✓   | ✓  | ✓   | ✓  | ✓  | ✓   |

**G9**

# "CUT CRYSTAL" G9 LED 50W EQUIVALENT



NOTE: Refer to image for scale/Se référer à l'image pour l'échelle

| SPECIFICATIONS           |                    |
|--------------------------|--------------------|
| WATTS                    | 5.6                |
| DELIVERED LUMENS         | 525-575            |
| LAMP SHAPE               | G9                 |
| GLASS SHADE              | CLEAR              |
| BASE / ANSI BASE         | DOUBLE LOOP / G9   |
| MAXIMUM HEIGHT           | 2"                 |
| MAXIMUM DIAMETER         | 3/4"               |
| CRI                      | 80+                |
| BEAM ANGLE               | 360°               |
| JAB CERTIFIED            | NO                 |
| ENCLOSED RATED           | YES                |
| OPERATING TEMP.          | -20° C TO 45° C    |
| CASE QUANTITY            | 12/144             |
| LIFE CYCLE @ 3 HRS/DAY   | 18 YEARS           |
| ENERGY COST @10.65¢/kWh† | \$0.57 / YEAR      |
| WARRANTY                 | 2 YRS / 15,000 HRS |

† Refers to Estimated annual cost

| DESCRIPTION                | ACTIVE CODE | SCHEDULED SKU UPDATE | SCHEDULED NEW CODE |
|----------------------------|-------------|----------------------|--------------------|
| ● 2700 KELVIN · LUMENS 525 | DVG9BB27A   |                      |                    |
| ● 3000 KELVIN · LUMENS 550 | D93138A     |                      |                    |
| ● 4000 KELVIN · LUMENS 575 | D93148A     |                      |                    |
| ● 5000 KELVIN · LUMENS 575 | DVG9BB50A   |                      |                    |

## Dimmability Data / Données de gradation

- ✓ SMOOTH AND CONSISTENT DIMMING
- X NOT RECOMMENDED
- INCONSISTENT DIMMING TRANSITION
- ^ POTENTIAL STROBING AT THIS LEVEL
- MIN LOSES DIMMABILITY BELOW THIS LEVEL
- MAX MAXIMUM LUMENS OUTPUT

|                                      | 2 BULBS |     |     |    |     | 5 BULBS |     |     |     |    | 30 BULBS |     |     |    |    |    |    |     |   |
|--------------------------------------|---------|-----|-----|----|-----|---------|-----|-----|-----|----|----------|-----|-----|----|----|----|----|-----|---|
|                                      | MIN     | 20  | 40  | 60 | 80  | MAX     | MIN | 20  | 40  | 60 | 80       | MAX | MIN | 20 | 40 | 60 | 80 | MAX |   |
| LEGRAND ADORNE SOFTAP ADTP703U       |         | MIN | ✓   | ✓  | ✓   | ✓       |     |     | MIN | ✓  | ✓        | ✓   | ✓   | ✓  | ✓  | ✓  | ✓  | ✓   | ✓ |
| LUTRON MAESTRO MACL-153MH            |         |     | MIN | ✓  | ✓   | ✓       |     |     | MIN | ✓  | ^        | ^   | X   | X  | X  | X  | X  | X   | X |
| LUTRON DIVA® / DIVA® C.L DVWCL-153PH |         |     | MIN | ✓  | MAX |         | ✓   | ✓   | ^   | ✓  | ^        | X   | ✓   | ^  | ✓  | ✓  | ✓  | ✓   | ✓ |
| LEVITON DECORA SURESLIDE®            |         | MIN | ✓   | ✓  | ✓   | ✓       | ^   | ✓   | ^   | ✓  | ✓        | ✓   | ✓   | ✓  | ✓  | ✓  | ✓  | ✓   | ✓ |
| LUTRON C.L SKYLARK CONTOUR CTL -153P |         | MIN | •   | ✓  | ✓   | ✓       | ^   | ✓   | ✓   | ✓  | ✓        | ^   | ✓   | ✓  | ✓  | ✓  | ✓  | ✓   | ✓ |
| LUTRON CASETA® WIRELESS              | X       | X   | X   | X  | X   | X       |     | MIN | ^   | ^  | ^        | ✓   | X   | X  | X  | X  | X  | X   | X |
| LEVITON DECORA ROCKER SLIDE          |         |     | MIN | ✓  | ✓   | ✓       | ✓   | ^   | ✓   | ✓  | ✓        | ✓   | ✓   | ✓  | ✓  | ✓  | ✓  | ✓   | ✓ |
| LEVITON DECORA SMART™                | X       | X   | X   | X  | X   | X       | X   | X   | X   | X  | X        | X   | ✓   | ✓  | ✓  | ✓  | ✓  | ✓   | ✓ |
| LUTRON MAESTRO PRO MA-PRO-WH         | ✓       | ✓   | •   | ✓  | ✓   | ✓       | ✓   | ✓   | ✓   | ✓  | ✓        | ✓   | •   | ✓  | •  | ✓  | ✓  | ✓   | ✓ |

**GU5.3**

**MR16**

# MR16 "UTILITY" MCOB 35W EQUIVALENT



H 2"

Ø 2 1/4"



NOTE: Refer to image for scale/Se référer à l'image pour l'échelle

| SPECIFICATIONS           |                    |
|--------------------------|--------------------|
| WATTS                    | 5 / 12V            |
| DELIVERED LUMENS         | 400                |
| LAMP SHAPE               | MR16               |
| GLASS SHADE              | CLEAR              |
| BASE / ANSI BASE         | GU5.3              |
| MAXIMUM HEIGHT           | 2"                 |
| MAXIMUM DIAMETER         | 2 1/4"             |
| CRI                      | 80+                |
| BEAM ANGLE               | 35°                |
| JAB8 CERTIFIED           | NO                 |
| ENCLOSED RATED           | YES                |
| OPERATING TEMP.          | -20° C TO 45° C    |
| CASE QUANTITY            | 12/144             |
| LIFE CYCLE @ 3 HRS/DAY   | 18 YEARS           |
| ENERGY COST @10.65¢/kWh† | \$0.51 / YEAR      |
| WARRANTY                 | 5 YRS / 20,000 HRS |

† Refers to Estimated annual cost

| DESCRIPTION              | ACTIVE CODE | SCHEDULED SKU UPDATE | SCHEDULED NEW CODE |
|--------------------------|-------------|----------------------|--------------------|
| 3000 KELVIN · LUMENS 400 | DVILM1630M5 | MAY 2024             | D53138A            |
| 4000 KELVIN · LUMENS 400 | DVILM1640M5 |                      |                    |

## Dimmability Data / Données de gradation

- ✓ SMOOTH AND CONSISTENT DIMMING
- X NOT RECOMMENDED
- INCONSISTENT DIMMING TRANSITION
- ^ POTENTIAL STROBING AT THIS LEVEL
- MIN LOSES DIMMABILITY BELOW THIS LEVEL
- MAX MAXIMUM LUMENS OUTPUT

|                                      | 2 BULBS |     |     |     |     | 5 BULBS |     |     |    |     | 30 BULBS |     |     |    |     |    |    |     |
|--------------------------------------|---------|-----|-----|-----|-----|---------|-----|-----|----|-----|----------|-----|-----|----|-----|----|----|-----|
|                                      | MIN     | 20  | 40  | 60  | 80  | MAX     | MIN | 20  | 40 | 60  | 80       | MAX | MIN | 20 | 40  | 60 | 80 | MAX |
| LUTRON SUNNATA STCL-153PH-WH-C       |         | MIN | ✓   | ✓   | ✓   | ✓       | ✓   | ✓   | ✓  | ✓   | ✓        | ✓   | ✓   | ✓  | ✓   | ✓  | ✓  | •   |
| LUTRON MAESTRO MACL-153MH            |         |     |     | MIN | ✓   | MAX     |     |     |    | MIN | ✓        | ✓   | ✓   | ^  | ✓   | ✓  | ✓  | ✓   |
| LUTRON DIVA® / DIVA® C.L DVWCL-153PH | ✓       | •   | ✓   | •   | MAX |         | ✓   | •   | ✓  | ✓   | MAX      |     |     |    | MIN | ✓  | ✓  | ✓   |
| LEVITON DECORA SURESLIDE®            | ✓       | ✓   | MAX |     |     |         | ✓   | •   | ✓  | •   | ✓        | ✓   |     | ^  | ✓   | ✓  | ✓  | ✓   |
| LUTRON C.L SKYLARK CONTOUR CTL -153P | ✓       | •   | •   | ✓   | MAX |         | ✓   | •   | •  | ✓   | ✓        | ✓   | ✓   | ✓  | ✓   | ✓  | ✓  | ✓   |
| LUTRON CASETA® WIRELESS              |         |     |     | MIN | ^   | MAX     |     | MIN | ^  | ^   | MAX      |     | •   | ✓  | ✓   | ✓  | ✓  | ✓   |
| LEVITON DECORA ROCKER SLIDE          | ✓       | ✓   | ✓   | ✓   | ✓   | ✓       | ✓   | ✓   | ✓  | ✓   | ✓        | ✓   | •   | •  | ✓   | ✓  | ✓  | ✓   |
| LEVITON DECORA SMART™                |         |     |     | MIN | ✓   | ✓       |     | MIN | ^  | ^   | ✓        | ✓   | ✓   | •  | ✓   | ✓  | ✓  | ✓   |
| LUTRON MAESTRO PRO MA-PRO-WH         | ✓       | •   | ✓   | ✓   | ✓   | ✓       | ✓   | ✓   | ✓  | ✓   | ✓        | ✓   | ✓   | ✓  | ✓   | ✓  | ✓  | ✓   |

**GU5.3**

**MR16**

**MR16 LED 50W EQUIVALENT**



NOTE: Refer to image for scale/Se référer à l'image pour l'échelle

| SPECIFICATIONS           |                    |
|--------------------------|--------------------|
| WATTS                    | 7 / 12V            |
| DELIVERED LUMENS         | 580                |
| LAMP SHAPE               | MR16               |
| GLASS SHADE              | CLEAR              |
| BASE / ANSI BASE         | GU5.3              |
| MAXIMUM HEIGHT           | 1 3/4"             |
| MAXIMUM DIAMETER         | 2 1/4"             |
| CRI                      | 80+                |
| BEAM ANGLE               | 35°                |
| JAB CERTIFIED            | NO                 |
| ENCLOSED RATED           | YES                |
| OPERATING TEMP.          | -20° C TO 45° C    |
| CASE QUANTITY            | 12/144             |
| LIFE CYCLE @ 3 HRS/DAY   | 18 YEARS           |
| ENERGY COST @10.65¢/kWh† | \$0.72 / YEAR      |
| WARRANTY                 | 5 YRS / 20,000 HRS |

† Refers to Estimated annual cost

| DESCRIPTION                | ACTIVE CODE            | SCHEDULED SKU UPDATE | SCHEDULED NEW CODE |
|----------------------------|------------------------|----------------------|--------------------|
| ● 2700 KELVIN · LUMENS 580 | DVIBLEDMR162750470C210 | SEPTEMBER 2024       | DMR1627C6A         |
| ● 3000 KELVIN · LUMENS 580 | D53238A                |                      |                    |
| ● 4000 KELVIN · LUMENS 580 | DVIBLEDMR164000470C210 | AUGUST 2024          | D53248A            |

**Dimmability Data / Données de gradation**

- ✓ SMOOTH AND CONSISTENT DIMMING
- X NOT RECOMMENDED
- INCONSISTENT DIMMING TRANSITION
- ^ POTENTIAL STROBING AT THIS LEVEL
- MIN LOSES DIMMABILITY BELOW THIS LEVEL
- MAX MAXIMUM LUMENS OUTPUT

|                                      | 2 BULBS |     |     |    |    |     | 5 BULBS |     |    |    |    |     | 30 BULBS |    |    |    |    |     |   |
|--------------------------------------|---------|-----|-----|----|----|-----|---------|-----|----|----|----|-----|----------|----|----|----|----|-----|---|
|                                      | MIN     | 20  | 40  | 60 | 80 | MAX | MIN     | 20  | 40 | 60 | 80 | MAX | MIN      | 20 | 40 | 60 | 80 | MAX |   |
| LEGRAND ADORNE SOFTAP ADTP703U       |         |     | MIN | ✓  | ✓  | ✓   |         | MIN | ✓  | ✓  | ✓  | ✓   | ✓        | ✓  | ✓  | ✓  | ✓  | ✓   | ✓ |
| LUTRON MAESTRO MACL-153MH            |         | MIN | ✓   | ✓  | ✓  | ✓   |         | MIN | ✓  | ✓  | ✓  | ✓   | ✓        | ✓  | ✓  | ✓  | ✓  | ✓   | ✓ |
| LUTRON DIVA® / DIVA® C.L DVWCL-153PH |         | MIN | ^   | ✓  | ✓  | ✓   |         | MIN | ✓  | ✓  | ✓  | ✓   | ✓        | ✓  | ✓  | ✓  | ✓  | ✓   | ✓ |
| LEVITON DECORA SURESLIDE®            | ✓       | ^   | ✓   | ✓  | ✓  | ✓   | ✓       | ✓   | ✓  | ✓  | ✓  | ✓   | ✓        | ✓  | ✓  | ✓  | ✓  | ✓   | ✓ |
| LUTRON C.L SKYLARK CONTOUR CTL -153P |         | MIN | ✓   | ✓  | ✓  | ✓   |         | MIN | •  | •  | ✓  | ✓   | ✓        | ✓  | ✓  | ✓  | ✓  | ✓   | ✓ |
| LUTRON CASETA® WIRELESS              | X       | X   | X   | X  | X  | X   | X       | X   | X  | X  | X  | X   | X        | X  | X  | X  | X  | X   | X |
| LEVITON DECORA ROCKER SLIDE          | ✓       | ✓   | ✓   | ✓  | ✓  | ✓   | ✓       | ✓   | ✓  | ✓  | ✓  | ✓   | ✓        | ✓  | ✓  | ✓  | ✓  | ✓   | ✓ |
| LEVITON DECORA SMART™                | ✓       | ✓   | ✓   | ✓  | ✓  | ✓   | ✓       | ✓   | ✓  | ✓  | ✓  | ✓   | ✓        | ✓  | ✓  | ✓  | ✓  | ✓   | ✓ |
| LUTRON MAESTRO PRO MA-PRO-WH         | ✓       | •   | ✓   | ✓  | ✓  | ✓   | ✓       | ✓   | ✓  | ✓  | ✓  | ✓   | •        | ✓  | ✓  | ✓  | ✓  | ✓   | ✓ |



**GU10**  
**MR16**

**GU10 "UTILITY" MCOB LED 35W EQUIVALENT**



NOTE: Refer to image for scale/Se référer à l'image pour l'échelle

| SPECIFICATIONS           |                    |
|--------------------------|--------------------|
| WATTS                    | 5                  |
| DELIVERED LUMENS         | 400                |
| LAMP SHAPE               | MR16               |
| GLASS SHADE              | CLEAR              |
| BASE / ANSI BASE         | GU10               |
| MAXIMUM HEIGHT           | 2"                 |
| MAXIMUM DIAMETER         | 2 1/4"             |
| CRI                      | 80+                |
| BEAM ANGLE               | 35°                |
| JAB CERTIFIED            | NO                 |
| ENCLOSED RATED           | YES                |
| OPERATING TEMP.          | -20° C TO 45° C    |
| CASE QUANTITY            | 12/144             |
| LIFE CYCLE @ 3 HRS/DAY   | 18 YEARS           |
| ENERGY COST @10.65¢/kWh† | \$0.51 / YEAR      |
| WARRANTY                 | 5 YRS / 20,000 HRS |

† Refers to Estimated annual cost

| DESCRIPTION                | ACTIVE CODE | SCHEDULED SKU UPDATE | SCHEDULED NEW CODE |
|----------------------------|-------------|----------------------|--------------------|
| ● 3000 KELVIN · LUMENS 400 | D5T138A     |                      |                    |
| ● 4000 KELVIN · LUMENS 400 | D5T148A     |                      |                    |

**Dimmability Data / Données de gradation**

- ✓ SMOOTH AND CONSISTENT DIMMING
- X NOT RECOMMENDED
- INCONSISTENT DIMMING TRANSITION
- ^ POTENTIAL STROBING AT THIS LEVEL
- MIN LOSES DIMMABILITY BELOW THIS LEVEL
- MAX MAXIMUM LUMENS OUTPUT

|                                      | 2 BULBS |     |     |     |     | 5 BULBS |     |     |    |     | 30 BULBS |     |     |    |     |    |    |     |   |
|--------------------------------------|---------|-----|-----|-----|-----|---------|-----|-----|----|-----|----------|-----|-----|----|-----|----|----|-----|---|
|                                      | MIN     | 20  | 40  | 60  | 80  | MAX     | MIN | 20  | 40 | 60  | 80       | MAX | MIN | 20 | 40  | 60 | 80 | MAX |   |
| LUTRON SUNNATA STCL-153PH-WH-C       |         | MIN | ✓   | ✓   | ✓   | ✓       | ✓   | ✓   | ✓  | ✓   | ✓        | ✓   | ✓   | ✓  | ✓   | ✓  | ✓  | ✓   | • |
| LUTRON MAESTRO MACL-153MH            |         |     |     | MIN | ✓   | MAX     |     |     |    | MIN | ✓        | ✓   | ✓   | ^  | ✓   | ✓  | ✓  | ✓   | ✓ |
| LUTRON DIVA® / DIVA® C.L DVWCL-153PH | ✓       | •   | ✓   | •   | MAX |         | ✓   | •   | ✓  | ✓   | MAX      |     |     |    | MIN | ✓  | ✓  | ✓   | ✓ |
| LEVITON DECORA SURESLIDE®            | ✓       | ✓   | MAX |     |     |         | ✓   | •   | ✓  | •   | ✓        | ✓   |     | ^  | ✓   | ✓  | ✓  | ✓   | ✓ |
| LUTRON C.L SKYLARK CONTOUR CTL -153P | ✓       | •   | •   | ✓   | MAX |         | ✓   | •   | •  | ✓   | ✓        | ✓   | ✓   | ✓  | ✓   | ✓  | ✓  | ✓   | ✓ |
| LUTRON CASETA® WIRELESS              |         |     |     | MIN | ^   | MAX     |     | MIN | ^  | ^   | MAX      |     | •   | ✓  | ✓   | ✓  | ✓  | ✓   | ✓ |
| LEVITON DECORA ROCKER SLIDE          | ✓       | ✓   | ✓   | ✓   | ✓   | ✓       | ✓   | ✓   | ✓  | ✓   | ✓        | ✓   | •   | •  | ✓   | ✓  | ✓  | ✓   | ^ |
| LEVITON DECORA SMART™                |         |     |     | MIN | ✓   | ✓       |     | MIN | ^  | ^   | ✓        | ✓   | ✓   | •  | ✓   | ✓  | ✓  | ✓   | ✓ |
| LUTRON MAESTRO PRO MA-PRO-WH         | ✓       | •   | ✓   | ✓   | ✓   | ✓       | ✓   | ✓   | ✓  | ✓   | ✓        | ✓   | ✓   | ✓  | ✓   | ✓  | ✓  | ✓   | ✓ |

**GU10**

**MR16**

**COB LED 50W EQUIVALENT**



NOTE: Refer to image for scale/Se référer à l'image pour l'échelle

| SPECIFICATIONS           |                    |
|--------------------------|--------------------|
| WATTS                    | 7                  |
| DELIVERED LUMENS         | 580                |
| LAMP SHAPE               | MR16               |
| GLASS SHADE              | CLEAR              |
| BASE / ANSI BASE         | GU10               |
| MAXIMUM HEIGHT           | 2 1/4"             |
| MAXIMUM DIAMETER         | 2"                 |
| CRI                      | 90+                |
| BEAM ANGLE               | 35°                |
| JAB CERTIFIED            | YES                |
| ENCLOSED RATED           | YES                |
| OPERATING TEMP.          | -20° C TO 45° C    |
| CASE QUANTITY            | 12/144             |
| LIFE CYCLE @ 3 HRS/DAY   | 18 YEARS           |
| ENERGY COST @10.65¢/kWh† | \$0.72 / YEAR      |
| WARRANTY                 | 5 YRS / 20,000 HRS |

† Refers to Estimated annual cost



| DESCRIPTION              | ACTIVE CODE | SCHEDULED SKU UPDATE | SCHEDULED NEW CODE |
|--------------------------|-------------|----------------------|--------------------|
| 3000 KELVIN · LUMENS 580 | D51239A     |                      |                    |

**Dimmability Data / Données de gradation**

- ✓ SMOOTH AND CONSISTENT DIMMING
- X NOT RECOMMENDED
- INCONSISTENT DIMMING TRANSITION
- ^ POTENTIAL STROBING AT THIS LEVEL
- MIN LOSES DIMMABILITY BELOW THIS LEVEL
- MAX MAXIMUM LUMENS OUTPUT

|                                      | 2 BULBS |     |     |    |    |     | 5 BULBS |     |    |    |    |     | 30 BULBS |    |    |    |    |     |   |
|--------------------------------------|---------|-----|-----|----|----|-----|---------|-----|----|----|----|-----|----------|----|----|----|----|-----|---|
|                                      | MIN     | 20  | 40  | 60 | 80 | MAX | MIN     | 20  | 40 | 60 | 80 | MAX | MIN      | 20 | 40 | 60 | 80 | MAX |   |
| LEGRAND ADORNE SOFTAP ADTP703U       |         |     | MIN | ✓  | ✓  | ✓   |         | MIN | ✓  | ✓  | ✓  | ✓   | ✓        | ✓  | ✓  | ✓  | ✓  | ✓   | ✓ |
| LUTRON MAESTRO MACL-153MH            |         | MIN | ✓   | ✓  | ✓  | ✓   |         | MIN | ✓  | ✓  | ✓  | ✓   | ✓        | ✓  | ✓  | ✓  | ✓  | ✓   | ✓ |
| LUTRON DIVA® / DIVA® C.L DVWCL-153PH |         | MIN | ^   | ✓  | ✓  | ✓   |         | MIN | ✓  | ✓  | ✓  | ✓   | ✓        | ✓  | ✓  | ✓  | ✓  | ✓   | ✓ |
| LEVITON DECORA SURESLIDE®            | ✓       | ^   | ✓   | ✓  | ✓  | ✓   | ✓       | ✓   | ✓  | ✓  | ✓  | ✓   | ✓        | ✓  | ✓  | ✓  | ✓  | ✓   | ✓ |
| LUTRON C.L SKYLARK CONTOUR CTL -153P |         | MIN | ✓   | ✓  | ✓  | ✓   |         | MIN | •  | •  | ✓  | ✓   | ✓        | ✓  | ✓  | ✓  | ✓  | ✓   | ✓ |
| LUTRON CASETA® WIRELESS              | X       | X   | X   | X  | X  | X   | X       | X   | X  | X  | X  | X   | X        | X  | X  | X  | X  | X   | X |
| LEVITON DECORA ROCKER SLIDE          | ✓       | ✓   | ✓   | ✓  | ✓  | ✓   | ✓       | ✓   | ✓  | ✓  | ✓  | ✓   | ✓        | ✓  | ✓  | ✓  | ✓  | ✓   | ✓ |
| LEVITON DECORA SMART™                | ✓       | ✓   | ✓   | ✓  | ✓  | ✓   | ✓       | ✓   | ✓  | ✓  | ✓  | ✓   | ✓        | ✓  | ✓  | ✓  | ✓  | ✓   | ✓ |
| LUTRON MAESTRO PRO MA-PRO-WH         | ✓       | •   | ✓   | ✓  | ✓  | ✓   | ✓       | ✓   | ✓  | ✓  | ✓  | ✓   | •        | ✓  | ✓  | ✓  | ✓  | ✓   | ✓ |

**E26****MR16****COB LED 50W EQUIVALENT****PACKAGING**

NOTE: Refer to image for scale/Se référer à l'image pour l'échelle

**SPECIFICATIONS**

|                          |                                 |
|--------------------------|---------------------------------|
| WATTS                    | 7                               |
| DELIVERED LUMENS         | 580                             |
| LAMP SHAPE               | MR16                            |
| GLASS SHADE              | CLEAR                           |
| BASE / ANSI BASE         | MEDIUM / E26                    |
| MAXIMUM HEIGHT           | 2 <sup>1</sup> / <sub>4</sub> " |
| MAXIMUM DIAMETER         | 2"                              |
| CRI                      | 90+                             |
| BEAM ANGLE               | 35°                             |
| JAB8 CERTIFIED           | YES                             |
| ENCLOSED RATED           | YES                             |
| OPERATING TEMP.          | -20° C TO 45° C                 |
| CASE QUANTITY            | 12/144                          |
| LIFE CYCLE @ 3 HRS/DAY   | 18 YEARS                        |
| ENERGY COST @10.65¢/kWh† | \$0.72 / YEAR                   |
| WARRANTY                 | 5 YRS / 20,000 HRS              |

† Refers to Estimated annual cost




| DESCRIPTION                | ACTIVE CODE | SCHEDULED SKU UPDATE | SCHEDULED NEW CODE |
|----------------------------|-------------|----------------------|--------------------|
| ● 3000 KELVIN · LUMENS 580 | D52239A     |                      |                    |


**Dimmability Data / Données de gradation**

- ✓ SMOOTH AND CONSISTENT DIMMING
- X NOT RECOMMENDED
- INCONSISTENT DIMMING TRANSITION
- ^ POTENTIAL STROBING AT THIS LEVEL
- MIN LOSES DIMMABILITY BELOW THIS LEVEL
- MAX MAXIMUM LUMENS OUTPUT

|                                      | 2 BULBS |     |    |    |     | 5 BULBS |     |     |    |    | 30 BULBS |     |     |    |    |    |    |     |   |
|--------------------------------------|---------|-----|----|----|-----|---------|-----|-----|----|----|----------|-----|-----|----|----|----|----|-----|---|
|                                      | MIN     | 20  | 40 | 60 | 80  | MAX     | MIN | 20  | 40 | 60 | 80       | MAX | MIN | 20 | 40 | 60 | 80 | MAX |   |
| LEGRAND ADORNE SOFTAP ADTP703U       |         | MIN | ✓  | ✓  | ✓   | ✓       |     | MIN | ✓  | ✓  | ✓        | ✓   | ✓   | ✓  | ✓  | ✓  | ✓  | ✓   | ✓ |
| LUTRON MAESTRO MACL-153MH            |         | MIN | ✓  | ✓  | ✓   | ✓       |     | MIN | ✓  | ✓  | ✓        | ✓   | ✓   | ✓  | ✓  | ✓  | ✓  | ✓   | ✓ |
| LUTRON DIVA® / DIVA® C.L DVWCL-153PH | ✓       | ✓   | ✓  | ✓  | ✓   | ✓       | ✓   | ✓   | ✓  | ✓  | ✓        | ✓   | ✓   | ✓  | ✓  | ✓  | ✓  | ✓   | ✓ |
| LEVITON DECORA SURESLIDE®            | ✓       | ✓   | ✓  | ✓  | ✓   | ✓       | ✓   | ✓   | ✓  | ✓  | ✓        | ✓   | ✓   | ✓  | ✓  | ✓  | ✓  | ✓   | ✓ |
| LUTRON C.L SKYLARK CONTOUR CTL -153P |         | MIN | ✓  | ✓  | ✓   | ✓       |     | MIN | ✓  | ✓  | ✓        | ✓   | ✓   | ✓  | ✓  | ✓  | ✓  | ✓   | ✓ |
| LUTRON CASETA® WIRELESS              |         | ✓   | ✓  | ✓  | ✓   | ✓       | ✓   | ^   | ✓  | ✓  | ✓        | ✓   | ✓   | X  | X  | X  | X  | X   | X |
| LEVITON DECORA ROCKER SLIDE          | ✓       | ✓   | ✓  | ✓  | ✓   | ✓       | ✓   | ✓   | ✓  | ✓  | ✓        | ✓   | ✓   | ✓  | ✓  | ✓  | ✓  | ✓   | ✓ |
| LEVITON DECORA SMART™                |         |     |    |    | MIN | ✓       | X   | X   | X  | X  | X        | X   | ✓   | ✓  | ✓  | ✓  | ✓  | ✓   | ✓ |
| LUTRON MAESTRO PRO MA-PRO-WH         | ✓       | •   | ✓  | ✓  | ✓   | ✓       | ✓   | ✓   | ✓  | ✓  | ✓        | ✓   | •   | ✓  | ✓  | ✓  | ✓  | ✓   | ✓ |



# Did you know that DVI's new packaging reflects our colour temperatures?





**E12**

**C35**

# C35 6-PACK

## CLEAR CANDELABRA LED



H 37/8"

Ø 1 3/8"

### DVI CORE OFFERING

Items are bulk packaged for shelf retail display. The master carton contains 24 sub-cartons and each sub-carton contains 6 bulk individual sleeve packaged bulbs for a total of 144 bulbs. Bulbs are sold and priced in subcartons (multiples) of 1.

### SPECIFICATIONS

|                          |                    |
|--------------------------|--------------------|
| WATTS                    | 4.4                |
| DELIVERED LUMENS         | 400-500            |
| LAMP SHAPE               | C35                |
| GLASS SHADE              | CLEAR              |
| BASE / ANSI BASE         | CANDELABRA / E12   |
| MAXIMUM HEIGHT           | 3 7/8"             |
| MAXIMUM DIAMETER         | 1 3/8"             |
| CRI                      | 80+                |
| BEAM ANGLE               | 360°               |
| JA8 CERTIFIED            | NO                 |
| ENCLOSED RATED           | YES                |
| OPERATING TEMP.          | -20° C TO 45° C    |
| CASE QUANTITY            | 6/24               |
| LIFE CYCLE @ 3 HRS/DAY   | 18 YEARS           |
| ENERGY COST @10.65¢/kWh† | \$0.41 / YEAR      |
| WARRANTY                 | 5 YRS / 20,000 HRS |

† Refers to Estimated annual cost

| DESCRIPTION                | ACTIVE CODE | SCHEDULED SKU UPDATE | SCHEDULED NEW CODE |
|----------------------------|-------------|----------------------|--------------------|
| ● 2700 KELVIN · LUMENS 400 | DVCT24CC27H |                      |                    |
| ● 3000 KELVIN · LUMENS 420 | D34138A     |                      |                    |
| ● 4000 KELVIN · LUMENS 450 | DVCT24CC40H |                      |                    |
| ● 5000 KELVIN · LUMENS 500 | DVCT24CC50H |                      |                    |

## Dimmability Data / Données de gradation

- ✓ SMOOTH AND CONSISTENT DIMMING
- X NOT RECOMMENDED
- INCONSISTENT DIMMING TRANSITION
- ^ POTENTIAL STROBING AT THIS LEVEL
- MIN LOSES DIMMABILITY BELOW THIS LEVEL
- MAX MAXIMUM LUMENS OUTPUT

|                                      | 2 BULBS |     |     |    |     | 5 BULBS |     |     |     |    | 30 BULBS |     |     |    |    |    |    |     |   |
|--------------------------------------|---------|-----|-----|----|-----|---------|-----|-----|-----|----|----------|-----|-----|----|----|----|----|-----|---|
|                                      | MIN     | 20  | 40  | 60 | 80  | MAX     | MIN | 20  | 40  | 60 | 80       | MAX | MIN | 20 | 40 | 60 | 80 | MAX |   |
| LEGRAND ADORNE SOFTAP ADTP703U       |         | MIN | ✓   | ✓  | ✓   | ✓       | ✓   | ✓   | ✓   | ✓  | ✓        | ✓   | ✓   | ✓  | ✓  | ✓  | ✓  | ✓   | ✓ |
| LUTRON MAESTRO MACL-153MH            |         |     | MIN | ✓  | ✓   | ✓       |     |     | MIN | ✓  | ✓        | ✓   | ✓   | ✓  | ✓  | ✓  | ✓  | ✓   | ✓ |
| LUTRON DIVA® / DIVA® C.L DVWCL-153PH |         | MIN | ✓   | ✓  | ✓   | ✓       | ✓   | ^   | ✓   | ✓  | ✓        | ✓   | ✓   | ✓  | ✓  | ✓  | ✓  | ✓   | ✓ |
| LEVITON DECORA SURESLIDE®            |         | MIN | ✓   | ✓  | ✓   | ✓       | ✓   | ✓   | ✓   | ✓  | ✓        | ✓   | ✓   | ✓  | ✓  | ✓  | ✓  | ✓   | ✓ |
| LUTRON C.L SKYLARK CONTOUR CTL -153P | ✓       | ^   | ✓   | ✓  | ✓   | ✓       |     |     | MIN | ✓  | ✓        | ✓   | ✓   | ✓  | ✓  | ✓  | ✓  | ✓   | ✓ |
| LUTRON CASETA® WIRELESS              |         | MIN | ✓   | ✓  | MAX |         | ✓   | ✓   | ✓   | ✓  | ✓        | ✓   | X   | X  | X  | X  | X  | X   | X |
| LEVITON DECORA ROCKER SLIDE          |         | MIN | ✓   | ✓  | ✓   | ✓       |     | MIN | ✓   | ✓  | ✓        | ✓   | ✓   | ✓  | ✓  | ✓  | ✓  | ✓   | ✓ |
| LEVITON DECORA SMART™                |         |     | MIN | ✓  | ✓   | ✓       |     | ✓   | MIN | ✓  | ✓        | ✓   | ✓   | ✓  | ✓  | ✓  | ✓  | ✓   | ✓ |
| LUTRON MAESTRO PRO MA-PRO-WH         | •       | ✓   | ✓   | ✓  | ✓   | ✓       | •   | ✓   | ✓   | ✓  | ✓        | ✓   | •   | ✓  | ✓  | ✓  | ✓  | ✓   | ✓ |



**E26**

**ST19**

# ST19 4-PACK

## CLEAR EDISON LED



H 5 1/2"

Ø 2 1/2"

### DVI CORE OFFERING

Items are bulk packaged for shelf retail display. The master carton contains 36 sub-cartons and each sub-carton contains 4 bulk individual sleeve packaged bulbs for a total of 144 bulbs. Bulbs are sold and priced in subcartons (multiples) of 1.

### SPECIFICATIONS

|                          |                    |
|--------------------------|--------------------|
| WATTS                    | 6.5                |
| DELIVERED LUMENS         | 700                |
| LAMP SHAPE               | ST19               |
| GLASS SHADE              | CLEAR              |
| BASE / ANSI BASE         | MEDIUM / E26       |
| MAXIMUM HEIGHT           | 5 1/2"             |
| MAXIMUM DIAMETER         | 2 1/2"             |
| CRI                      | 80+                |
| BEAM ANGLE               | 360°               |
| JAS CERTIFIED            | NO                 |
| ENCLOSED RATED           | YES                |
| OPERATING TEMP.          | -20° C TO 45° C    |
| CASE QUANTITY            | 4/36               |
| LIFE CYCLE @ 3 HRS/DAY   | 18 YEARS           |
| ENERGY COST @10.65¢/kWh† | \$0.67 / YEAR      |
| WARRANTY                 | 5 YRS / 20,000 HRS |

† Refers to Estimated annual cost

|   | DESCRIPTION              | ACTIVE CODE | SCHEDULED SKU UPDATE | SCHEDULED NEW CODE |
|---|--------------------------|-------------|----------------------|--------------------|
| ● | 3000 KELVIN · LUMENS 700 | D66138A     |                      |                    |
| ● | 4000 KELVIN · LUMENS 700 | D66148A     |                      |                    |

## Dimmability Data / Données de gradation

- ✓ SMOOTH AND CONSISTENT DIMMING
- X NOT RECOMMENDED
- INCONSISTENT DIMMING TRANSITION
- ^ POTENTIAL STROBING AT THIS LEVEL
- MIN LOSES DIMMABILITY BELOW THIS LEVEL
- MAX MAXIMUM LUMENS OUTPUT

|                                      | 2 BULBS |     |     |    |    |     | 5 BULBS |    |     |    |    |     | 30 BULBS |    |    |    |    |     |   |
|--------------------------------------|---------|-----|-----|----|----|-----|---------|----|-----|----|----|-----|----------|----|----|----|----|-----|---|
|                                      | MIN     | 20  | 40  | 60 | 80 | MAX | MIN     | 20 | 40  | 60 | 80 | MAX | MIN      | 20 | 40 | 60 | 80 | MAX |   |
| LEGRAND ADORNE SOFTAP ADTP703U       |         | MIN | ✓   | ✓  | ✓  | ✓   | ✓       | ✓  | ✓   | ✓  | ✓  | ✓   | ✓        | ✓  | ✓  | ✓  | ✓  | ✓   | ✓ |
| LUTRON MAESTRO MACL-153MH            |         |     | MIN | ✓  | ✓  | ✓   |         |    | MIN | ✓  | ✓  | ✓   | ✓        | ✓  | ✓  | ✓  | ✓  | ✓   | ✓ |
| LUTRON DIVA® / DIVA® C.L DVWCL-153PH | ✓       | MAX |     |    |    |     | ✓       | ✓  | ^   | ✓  | ✓  | ✓   | ✓        | ✓  | ✓  | ^  | ✓  | ✓   | ✓ |
| LEVITON DECORA SURESLIDE®            | ✓       | MAX |     |    |    |     | ✓       | ✓  | ✓   | ✓  | ✓  | ✓   | ✓        | ✓  | ✓  | ✓  | ✓  | ✓   | ✓ |
| LUTRON C.L SKYLARK CONTOUR CTL -153P | X       | X   | X   | X  | X  | X   | ✓       | ^  | ✓   | ✓  | ✓  | ✓   | ✓        | ✓  | ^  | ✓  | ✓  | ✓   | ✓ |
| LUTRON CASETA® WIRELESS              | X       | X   | X   | X  | X  | X   | X       | X  | X   | X  | X  | X   | X        | X  | X  | X  | X  | X   | X |
| LEVITON DECORA ROCKER SLIDE          | ✓       | ✓   | ✓   | ✓  | ✓  | ✓   | ✓       | ✓  | ✓   | ✓  | ✓  | ✓   | ✓        | ✓  | ✓  | ✓  | ✓  | ✓   | ✓ |
| LEVITON DECORA SMART™                | ✓       | ✓   | ✓   | ✓  | ✓  | ✓   | ✓       | ✓  | ✓   | ✓  | ✓  | ✓   | ✓        | ✓  | ✓  | ✓  | ✓  | ✓   | ✓ |
| LUTRON MAESTRO PRO MA-PRO-WH         | •       | ✓   | ✓   | ✓  | ✓  | ✓   | ✓       | ✓  | ✓   | ✓  | ✓  | ✓   | •        | ✓  | ✓  | ✓  | ✓  | ✓   | ✓ |



**E26**

**A19**

# A19 12-PACK

## DIMMABLE



Ø 2½"



Ø 2½"

H 4"

### SPECIFICATIONS

|                          |                    |
|--------------------------|--------------------|
| WATTS                    | 7.5                |
| DELIVERED LUMENS         | 750-825            |
| LAMP SHAPE               | A19                |
| GLASS SHADE              | CLEAR / OPAL       |
| BASE / ANSI BASE         | MEDIUM / E26       |
| MAXIMUM HEIGHT           | 4"                 |
| MAXIMUM DIAMETER         | 2½"                |
| CRI                      | 80+                |
| BEAM ANGLE               | 360°               |
| JA8 CERTIFIED            | NO                 |
| ENCLOSED RATED           | YES                |
| OPERATING TEMP.          | -20° C TO 45° C    |
| CASE QUANTITY            | 12/12              |
| LIFE CYCLE @ 3 HRS/DAY   | 18 YEARS           |
| ENERGY COST @10.65¢/kWh† | \$0.77 / YEAR      |
| WARRANTY                 | 5 YRS / 20,000 HRS |

† Refers to Estimated annual cost

#### DESCRIPTION

#### ACTIVE CODE

- 3000 KELVIN · LUMENS 800 CLEAR **DMPA1930C8**
- 4000 KELVIN · LUMENS 825 CLEAR **DMPA1940C8**

#### DESCRIPTION

#### ACTIVE CODE

- 3000 KELVIN · LUMENS 750 OPAL **DMPA1930P8**
- 4000 KELVIN · LUMENS 775 OPAL **DMPA1940P8**

### DVI CORE OFFERING

Items are bulk packaged for shelf retail display. The master carton contains 12 sub-cartons and each sub-carton contains 12 bulk individual sleeve packaged bulbs for a total of 144 bulbs. Bulbs are sold and priced in subcartons (multiples) of 1.

## Dimmability Data / Données de gradation

- ✓ SMOOTH AND CONSISTENT DIMMING
- X NOT RECOMMENDED
- INCONSISTENT DIMMING TRANSITION
- ^ POTENTIAL STROBING AT THIS LEVEL
- MIN LOSES DIMMABILITY BELOW THIS LEVEL
- MAX MAXIMUM LUMENS OUTPUT

|                                      | 2 BULBS |     |    |    |    | 5 BULBS |     |     |    |    | 30 BULBS |     |     |    |    |    |    |     |
|--------------------------------------|---------|-----|----|----|----|---------|-----|-----|----|----|----------|-----|-----|----|----|----|----|-----|
|                                      | MIN     | 20  | 40 | 60 | 80 | MAX     | MIN | 20  | 40 | 60 | 80       | MAX | MIN | 20 | 40 | 60 | 80 | MAX |
| LUTRON SUNNATA STCL-153PH-WH-C       |         | MIN | ✓  | ✓  | ✓  | ✓       | ✓   | ✓   | ✓  | ✓  | ✓        | ✓   | ✓   | ✓  | ✓  | ✓  | ✓  | ✓   |
| LUTRON MAESTRO MACL-153MH            | ✓       | ✓   | ✓  | ✓  | ✓  | ✓       |     | ✓   | ✓  | ✓  | ✓        | ✓   | ✓   | ✓  | ✓  | ✓  | ✓  | ✓   |
| LUTRON DIVA® / DIVA® C.L DVWCL-153PH | ✓       | ✓   | ✓  | ✓  | ✓  | ✓       | ✓   | ✓   | ✓  | ✓  | ✓        | ✓   | ✓   | ✓  | ✓  | ✓  | ✓  | ✓   |
| LEVITON DECORA SURESLIDE®            | ✓       | ✓   | ✓  | ✓  | ✓  | ✓       | ✓   | ✓   | ✓  | ✓  | ✓        | ✓   | ✓   | ✓  | ✓  | ✓  | ✓  | ✓   |
| LUTRON C.L SKYLARK CONTOUR CTL -153P | ✓       | ✓   | ✓  | ✓  | ✓  | ✓       | ✓   | ✓   | ✓  | ✓  | ✓        | ✓   | ✓   | ✓  | ✓  | ✓  | ✓  | ✓   |
| LUTRON CASETA® WIRELESS              |         | MIN | ✓  | ✓  | ✓  | ✓       | ✓   | ✓   | ✓  | ✓  | ✓        | ✓   | ✓   | ✓  | ✓  | ✓  | ✓  | ✓   |
| LEVITON DECORA ROCKER SLIDE          |         | MIN | ✓  | ✓  | ✓  | ✓       |     | MIN | ✓  | ✓  | ✓        | ✓   | ✓   | ✓  | ✓  | ✓  | ✓  | ✓   |
| LEVITON DECORA SMART™                | ✓       | ✓   | ✓  | ✓  | ✓  | ✓       | ✓   | ✓   | ✓  | ✓  | ✓        | ✓   | ✓   | ✓  | ✓  | ✓  | ✓  | ✓   |
| LUTRON MAESTRO PRO MA-PRO-WH         | •       | ✓   | ✓  | ✓  | ✓  | ✓       | •   | ✓   | ✓  | ✓  | •        | ✓   | •   | ✓  | ✓  | •  | ✓  | ✓   |



**E26**

**A19**

# A19 12-PACK

## NON-DIMMABLE



Ø 2½"





Ø 2½"



H 4"

### SPECIFICATIONS

|                          |                    |
|--------------------------|--------------------|
| WATTS                    | 7.5                |
| DELIVERED LUMENS         | 750-825            |
| LAMP SHAPE               | A19                |
| GLASS SHADE              | CLEAR / OPAL       |
| BASE / ANSI BASE         | MEDIUM / E26       |
| MAXIMUM HEIGHT           | 4"                 |
| MAXIMUM DIAMETER         | 2½"                |
| CRI                      | 80+                |
| BEAM ANGLE               | 360°               |
| JA8 CERTIFIED            | NO                 |
| ENCLOSED RATED           | YES                |
| OPERATING TEMP.          | -20° C TO 45° C    |
| CASE QUANTITY            | 12/12              |
| LIFE CYCLE @ 3 HRS/DAY   | 18 YEARS           |
| ENERGY COST @10.65¢/kWh† | \$0.77 / YEAR      |
| WARRANTY                 | 5 YRS / 20,000 HRS |

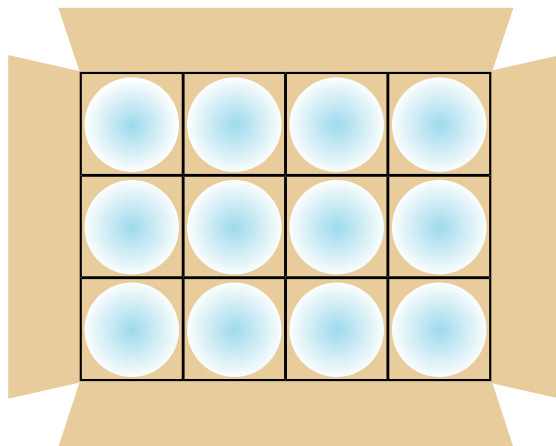
† Refers to Estimated annual cost

| DESCRIPTION   | ACTIVE CODE         |
|---|---------------------|
|  3000 KELVIN · LUMENS 800<br>CLEAR | <b>DMPA1930C8ND</b> |
|  4000 KELVIN · LUMENS 825<br>CLEAR | <b>DMPA1940C8ND</b> |

| DESCRIPTION  | ACTIVE CODE         |
|--|---------------------|
|  3000 KELVIN · LUMENS 750<br>OPAL | <b>DMPA1930P8ND</b> |
|  4000 KELVIN · LUMENS 775<br>OPAL | <b>DMPA1940P8ND</b> |

**DVI CORE OFFERING**

Items are bulk packaged for shelf retail display. The master carton contains 12 sub-cartons and each sub-carton contains 12 bulk individual sleeve packaged bulbs for a total of 144 bulbs. Bulbs are sold and priced in subcartons (multiples) of 1.



EXAMPLE OF PACKAGING



# LED FLAT PANELS



# LED FLAT PANELS STATUS

To avoid confusion regarding LED Flat Panels availability as DVI transitions from Generation 3 to Generation 4, please use the following chart.

| FAMILY                  | FAMILY CODE | TYPE   | SUMMER 2024 | FALL 2024   | WINTER 2025 | SPRING 2025 |
|-------------------------|-------------|--|-------------|---|-------------|-------------|
| <b>AVRO</b>             | <b>389</b>  | 1CCT, WHITE WITH TRIM IN BOX                     | STOCK       | DEPLETING   | →           |             |
| <b>DEHAVILLAND</b>      | <b>390</b>  | 1CC, WHITE                                       | DEPLETING   | →   |             |             |
| <b>ELSIE</b>            | <b>391</b>  | 5CCT, SQUARE AND RECTANGULAR                     | STOCK       | →   |             |             |
| <b>FIREFLY</b>          | <b>381</b>  | 1CCT, BLACK/WHITE                                | ARRIVING    | →   |             |             |
| <b>HURRICANE</b>        | <b>398</b>  | 3CCT, BLACK/WHITE                                | DEPLETING   | →   |             |             |
|                         |             | 5CCT, WHITE, NO MAGNET                           | ARRIVING    | →   |             |             |
|                         |             | 5CCT, BLACK, WITH MAGNET, TRIM SOLD SEPARATELY** | ARRIVING    | →   |             |             |
| <b>Decorative Trims</b> |             | SEE PAGE 90 FOR DETAILS                          | ARRIVING    | →   |             |             |
| <b>MISTRAL</b>          | <b>383</b>  | 1CCT, WHITE                                      | STOCK       | →   |             |             |
| <b>POLARIS</b>          | <b>397</b>  | 1CCT, BLACK/WHITE                                | STOCK       | DEPLETING*  | →           |             |
| <b>TEMPEST</b>          | <b>392</b>  | 3CCT, WHITE, WITH MAGNET, TRIM SOLD SEPARATELY   | STOCK       | WARRANTY REPLACEMENT FOR DEHAVILLAND, AVRO, TEMPEST AVAILABLE. MINIMAL STOCK AVAILABLE. → |             |             |
| <b>TYPHOON</b>          | <b>396</b>  | 3CCT, BLACK/WHITE                                | STOCK       | DEPLETING*  | →           |             |

\*Inventory supported until December 31, 2024.

\*\* 16" and 20" do not currently support trims of any kind.

**LED  
FLAT  
PANELS**

# ELSIE

## DVP39138

L: 12" x W: 12" x H: ½"  
Finish Shown: Matte White




## DVP39148

L: 24" x W: 6" x H: 1"  
Finish Shown: Matte White



## DVP39158

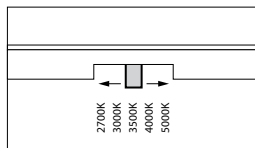
L: 48" x W: 12" x H: 1"  
Finish Shown: Matte White



**5CCT Model**  
DVP39148 & DVP39158



**5CCT Switch  
on the back**



### ORDER CODES

| FINISH | 12"              | 24"        | 48"        |
|--------|------------------|------------|------------|
| MW     | DVP39138MW+NM-3K | DVP39148MW | DVP39158MW |



**FINISH OPTIONS**

Matte White (MW)



| SPECIFICATIONS         |  |   |        |
|------------------------|--|---|--------|
| LENGTH                 | 12"  | 24"   | 48"    |
| WIDTH                  | 12"  | 6"  | 12"    |
| HEIGHT                 | 0.5"   | 1"  |        |
| WATTS                  | 24W  | 22W   | 40W    |
| INITIAL LUMENS         | 3200LM   | 2420LM  | 4400LM |
| DELIVERED LUMENS       | 1920LM   | 1760LM  | 3200LM |
| ESTIMATED ANNUAL COST* | 2.45\$   | \$2.24  | \$4.08 |
| COLOUR TEMPERATURE     | 3000K  | 2700K / 3000K / 3500K / 4000K / 5000K, Switch on the back |        |
| CRI                    | 80+  |   |        |
| BEAM ANGLE             | 120°   |   |        |
| POWER FACTOR           | 0.9  |   |        |
| EMBEDDED MAGNET        | NO   |   |        |
| TRIM INCLUDED          | NO   |   |        |
| QTY PER MASTER BOX     | 12   | 4   | 3      |
| MASTER BOX WEIGHT (KG) | 16.5   | 4.75  | 7.6    |
| ENERGY STAR            | YES  |   |        |
| ETL                    | YES  |   |        |
| LIFE CYCLE @ 3 HRS/DAY | 20 YEARS   |   |        |
| WARRANTY               | 5 YEARS RESIDENTIAL/50,000 HOURS COMMERCIAL @ L70 STANDARD |   |        |

\*based on 3 hrs/day, 10.65¢/kWh.

## Dimmability Data / Données de gradation

- ✓ SMOOTH AND CONSISTENT DIMMING
- X NOT RECOMMENDED
- INCONSISTENT DIMMING TRANSITION
- ^ POTENTIAL STROBING AT THIS LEVEL
- MIN LOSES DIMMABILITY BELOW THIS LEVEL
- MAX MAXIMUM LUMENS OUTPUT

|                                      | ELSIE |     |     |
|--------------------------------------|-------|-----|-----|
|                                      | 12"   | 24" | 48" |
| LEGRAND ADORNE SOFTAP ADTP703U       | ✓     | ✓   | ✓   |
| LUTRON MAESTRO MACL-153MH            | ✓     | ✓   | ✓   |
| LUTRON DIVA® / DIVA® C.L DVWCL-153PH | ✓     | ✓   | ✓   |
| LEVITON DECORA SURESLIDE®            | ✓     | ✓   | ✓   |
| LUTRON C.L SKYLARK CONTOUR CTL -153P | ✓     | ✓   | ✓   |
| LUTRON CASETA® WIRELESS              | ✓     | ✓   | ✓   |
| LEVITON DECORA ROCKER SLIDE          | ✓     | ✓   | ✓   |
| LEVITON DECORA SMART™                | ✓     | ✓   | ✓   |
| LUTRON MAESTRO PRO MA-PRO-WH         | ✓     | ✓   | ✓   |

**LED  
FLAT  
PANELS**

# FIREFLY

## DVP38108

Ø: 5½"

Finish Shown: Matte Black



## DVP38118

Ø: 7"

Finish Shown: Matte White



## DVP38128

Ø: 9"

Finish Shown: Matte White



## DVP38138

Ø: 12"

Finish Shown: Matte White



### ORDER CODES

| FINISH | 5.5"          | 7"            | 9"            | 12"           |
|--------|---------------|---------------|---------------|---------------|
| MB     | DVP38108MB-3K | DVP38118MB-3K | DVP38128MB-3K | DVP38138MB-3K |
| MW     | DVP38108MW-3K | DVP38118MW-3K | DVP38128MW-3K | DVP38138MW-3K |



**FINISH OPTIONS**

- Matte Black (MB)
- Matte White (MW)



| SPECIFICATIONS         |  |        |        |        |
|------------------------|--|--------|--------|--------|
| DIAMETER               | 5.5"   | 7"     | 9"     | 12"    |
| HEIGHT                 | 0.625"   |        |        |        |
| WATTS                  | 10W  | 15W    | 18W    | 24W    |
| INITIAL LUMENS         | 1050LM   | 1750LM | 2100LM | 3000LM |
| DELIVERED LUMENS       | 635LM  | 1050LM | 1260LM | 1800LM |
| ESTIMATED ANNUAL COST* | \$1.02   | \$1.53 | \$1.84 | \$2.45 |
| COLOUR TEMPERATURE     | 3000K  |        |        |        |
| CRI                    | 80+  |        |        |        |
| BEAM ANGLE             | 120°   |        |        |        |
| POWER FACTOR           | 0.9  |        |        |        |
| EMBEDDED MAGNET        | NO   |        |        |        |
| TRIM INCLUDED          | NO   |        |        |        |
| QTY PER MASTER BOX     | 72   | 48     | 32     | 12     |
| MASTER BOX WEIGHT (KG) | 19.2   | 18.1   | 18     | 11.3   |
| ENERGY STAR            | NO   |        |        |        |
| ETL                    | YES  |        |        |        |
| LIFE CYCLE @ 3 HRS/DAY | 20 YEARS   |        |        |        |
| WARRANTY               | 5 YEARS RESIDENTIAL/50,000 HOURS COMMERCIAL @ L70 STANDARD |        |        |        |

\*based on 3 hrs/day, 10.65¢/kWh.

## Dimmability Data / Données de gradation

- ✓ SMOOTH AND CONSISTENT DIMMING
- X NOT RECOMMENDED
- INCONSISTENT DIMMING TRANSITION
- ^ POTENTIAL STROBING AT THIS LEVEL
- MIN LOSES DIMMABILITY BELOW THIS LEVEL
- MAX MAXIMUM LUMENS OUTPUT

|                                      | FIREFLY |    |    |     |     |     |
|--------------------------------------|---------|----|----|-----|-----|-----|
|                                      | 5.5"    | 7" | 9" | 12" | 16" | 20" |
| LEGRAND ADORNE SOFTAP ADTP703U       | ✓       | ✓  | ✓  | ✓   | ✓   | ✓   |
| LUTRON MAESTRO MACL-153MH            | ✓       | ✓  | ✓  | ✓   | ✓   | ✓   |
| LUTRON DIVA® / DIVA® C.L DVWCL-153PH | ✓       | ✓  | ✓  | ✓   | ✓   | ✓   |
| LEVITON DECORA SURESLIDE®            | ✓       | ✓  | ✓  | ✓   | ✓   | ✓   |
| LUTRON C.L SKYLARK CONTOUR CTL -153P | ✓       | ✓  | ✓  | ✓   | ✓   | ✓   |
| LUTRON CASETA® WIRELESS              | ✓       | ✓  | ✓  | ✓   | ✓   | ✓   |
| LEVITON DECORA ROCKER SLIDE          | ✓       | ✓  | ✓  | ✓   | ✓   | ✓   |
| LEVITON DECORA SMART™                | ✓       | ✓  | ✓  | ✓   | ✓   | ✓   |
| LUTRON MAESTRO PRO MA-PRO-WH         | ✓       | ✓  | ✓  | ✓   | ✓   | ✓   |

# HURRICANE

**DVP39808**

Ø: 5½"

Finish Shown: Matte White



**DVP39818**

Ø: 7"

Finish Shown: Matte Black



**DVP39828**

Ø: 9"

Finish Shown: Matte Black



**DVP39838**

Ø: 12"

Finish Shown: Matte White



**DVP39848**

Ø: 16"

Finish Shown: Matte Black



**DVP39858**

Ø: 20"

Finish Shown: Matte White



**5CCT Model**



**5CCT Switch  
on the side**



**ORDER CODES**

| FINISH | 5.5"               | 7"                 | 9"                 | 12"                | 16"                | 20"                |
|--------|--------------------|--------------------|--------------------|--------------------|--------------------|--------------------|
| MB     | DVP39808MB+MR-5CCT | DVP39818MB+MR-5CCT | DVP39828MB+MR-5CCT | DVP39838MB+MR-5CCT | DVP39848MB+MR-5CCT | DVP39858MB+MR-5CCT |
| MW     | DVP39808MW+NM-5CCT | DVP39818MW+NM-5CCT | DVP39828MW+NM-5CCT | DVP39838MW+NM-5CCT | DVP39848MW+NM-5CCT | DVP39858MW+NM-5CCT |



**FINISH OPTIONS**

- Matte Black (MB)
- Matte White (MW)



| SPECIFICATIONS         |  |        |        |        |        |        |
|------------------------|--|--------|--------|--------|--------|--------|
| DIAMETER               | 5.5"   | 7"     | 9"     | 12"    | 16"    | 20"    |
| HEIGHT                 | 0.625"   |        |        |        | 1"     |        |
| WATTS                  | 10W  | 15W    | 18W    | 24W    | 30W    | 42W    |
| INITIAL LUMENS         | 1130LM   | 1825LM | 2250LM | 3200LM | 5000LM | 7000LM |
| DELIVERED LUMENS       | 700LM  | 1160LM | 1440LM | 2040LM | 3000LM | 4200LM |
| ESTIMATED ANNUAL COST* | \$1.02   | \$1.51 | \$1.82 | \$2.80 | \$3.06 | \$4.32 |
| COLOUR TEMPERATURE     | 2700K / 3000K / 3500K / 4000K / 5000K, Switch on the side  |        |        |        |        |        |
| CRI                    | 80+  |        |        |        |        |        |
| BEAM ANGLE             | 120°   |        |        |        |        |        |
| POWER FACTOR           | 0.9  |        |        |        |        |        |
| EMBEDDED MAGNET        | YES (only MB models)                                       |        |        |        | NO     |        |
| TRIM INCLUDED          | NO   |        |        |        |        |        |
| QTY PER MASTER BOX     | 60   | 40     | 24     | 12     | 10     | 10     |
| MASTER BOX WEIGHT (KG) | 15   | 14.2   | 12.6   | 10.4   | 13.7   | 22.3   |
| ENERGY STAR            | NO   |        |        |        |        |        |
| ETL                    | YES  |        |        |        |        |        |
| LIFE CYCLE @ 3 HRS/DAY | 20 YEARS   |        |        |        |        |        |
| WARRANTY               | 5 YEARS RESIDENTIAL/50,000 HOURS COMMERCIAL @ L70 STANDARD |        |        |        |        |        |

\*based on 3 hrs/day, 10.65¢/kWh.

## Dimmability Data / Données de gradation

- ✓ SMOOTH AND CONSISTENT DIMMING
- X NOT RECOMMENDED
- INCONSISTENT DIMMING TRANSITION
- ^ POTENTIAL STROBING AT THIS LEVEL
- MIN LOSES DIMMABILITY BELOW THIS LEVEL
- MAX MAXIMUM LUMENS OUTPUT

|                                      | HURRICANE |    |    |     |     |     |
|--------------------------------------|-----------|----|----|-----|-----|-----|
|                                      | 5.5"      | 7" | 9" | 12" | 16" | 20" |
| LEGRAND ADORNE SOFTAP ADTP703U       | ✓         | ✓  | ✓  | ✓   | ✓   | ✓   |
| LUTRON MAESTRO MACL-153MH            | ✓         | ✓  | ✓  | ✓   | ✓   | ✓   |
| LUTRON DIVA® / DIVA® C.L DVWCL-153PH | ✓         | ✓  | ✓  | ✓   | ✓   | ✓   |
| LEVITON DECORA SURESLIDE®            | ✓         | ✓  | ✓  | ✓   | ✓   | ✓   |
| LUTRON C.L SKYLARK CONTOUR CTL -153P | ✓         | ✓  | ✓  | ✓   | ✓   | ✓   |
| LUTRON CASETA® WIRELESS              | ✓         | ✓  | ✓  | ✓   | ✓   | ✓   |
| LEVITON DECORA ROCKER SLIDE          | ✓         | ✓  | ✓  | ✓   | ✓   | ✓   |
| LEVITON DECORA SMART™                | ✓         | ✓  | ✓  | ✓   | ✓   | ✓   |
| LUTRON MAESTRO PRO MA-PRO-WH         | ✓         | ✓  | ✓  | ✓   | ✓   | ✓   |



**LED  
FLAT  
PANELS**

# MISTRAL



## **DVP38308**

Ø: 5"

Finish Shown: Acrylic Opal

### **ORDER CODES**

| COLOUR TEMPERATURE | FINISH | 5"             |
|--------------------|--------|----------------|
| 3000K              | ATO    | DVP38308ATO-3K |
| 4000K              | ATO    | DVP38308ATO-4K |





**FINISH OPTIONS**

Acrylic Opal (A)



| SPECIFICATIONS         |  |
|------------------------|--|
| DIAMETER               | 5"   |
| HEIGHT                 | 0.75"  |
| WATTS                  | 10W  |
| INITIAL LUMENS         | 1000LM   |
| DELIVERED LUMENS       | 800LM  |
| ESTIMATED ANNUAL COST* | \$1.02   |
| COLOUR TEMPERATURE     | 3000K OR 4000K   |
| CRI                    | 80+  |
| BEAM ANGLE             | 120°   |
| POWER FACTOR           | 0.9  |
| EMBEDDED MAGNET        | NO   |
| TRIM INCLUDED          | NO   |
| QTY PER MASTER BOX     | 30   |
| MASTER BOX WEIGHT (KG) | 12   |
| ENERGY STAR            | YES  |
| ETL                    | YES  |
| LIFE CYCLE @ 3 HRS/DAY | 20 YEARS   |
| WARRANTY               | 5 YEARS RESIDENTIAL/50,000 HOURS COMMERCIAL @ L70 STANDARD |

\*based on 3 hrs/day, 10.65¢/kWh.

## Dimmability Data / Données de gradation

- ✓ SMOOTH AND CONSISTENT DIMMING
- X NOT RECOMMENDED
- INCONSISTENT DIMMING TRANSITION
- ^ POTENTIAL STROBING AT THIS LEVEL
- MIN LOSES DIMMABILITY BELOW THIS LEVEL
- MAX MAXIMUM LUMENS OUTPUT

|                                      | MISTRAL |
|--------------------------------------|---------|
|                                      | 5"      |
| LEGRAND ADORNE SOFTAP ADTP703U       | ✓       |
| LUTRON MAESTRO MACL-153MH            | ✓       |
| LUTRON DIVA® / DIVA® C.L DVWCL-153PH | ✓       |
| LEVITON DECORA SURESLIDE®            | ✓       |
| LUTRON C.L SKYLARK CONTOUR CTL -153P | ✓       |
| LUTRON CASETA® WIRELESS              | ✓       |
| LEVITON DECORA ROCKER SLIDE          | ✓       |
| LEVITON DECORA SMART™                | ✓       |
| LUTRON MAESTRO PRO MA-PRO-WH         | ✓       |

**DVP39708**

Ø: 5½"

**Finish Shown:** Matte Black with embedded magnet and trim included



**DVP39718**

Ø: 7"

**Finish Shown:** Matte White with embedded magnet and trim included



**DVP39728**

Ø: 9"

**Finish Shown:** Matte Black with embedded magnet and trim included



**DVP39738**

Ø: 12"

**Finish Shown:** Matte White with embedded magnet and trim included



**ORDER CODES**

| FINISH | 5.5"          | 7"            | 9"            | 12"           |
|--------|---------------|---------------|---------------|---------------|
| MB     | DVP39708MB-3K | DVP39718MB-3K | DVP39728MB-3K | DVP39738MB-3K |
| MW     | DVP39708MW-3K | DVP39718MW-3K | DVP39728MW-3K | DVP39738MW-3K |



PACKAGING

FINISH OPTIONS

- Matte Black (MB)
- Matte White (MW)



| SPECIFICATIONS         |  |        |        |        |
|------------------------|--|--------|--------|--------|
| DIAMETER               | 5.5"   | 7"     | 9"     | 12"    |
| HEIGHT                 | 0.75"  |        |        |        |
| WATTS                  | 8W   | 14W    | 20W    | 25W    |
| INITIAL LUMENS         | 800LM  | 1640LM | 2340LM | 3340LM |
| DELIVERED LUMENS       | 480LM  | 980LM  | 1400LM | 2000LM |
| ESTIMATED ANNUAL COST* | \$0.93   | \$1.63 | \$2.33 | \$2.92 |
| COLOUR TEMPERATURE     | 3000K  |        |        |        |
| CRI                    | 80+  |        |        |        |
| BEAM ANGLE             | 120°   |        |        |        |
| POWER FACTOR           | 0.9  |        |        |        |
| EMBEDDED MAGNET        | NO   |        |        |        |
| TRIM INCLUDED          | NO   |        |        |        |
| QTY PER MASTER BOX     | 60   | 40     | 20     | 10     |
| MASTER BOX WEIGHT (KG) | 18.6   | 20.5   | 15     | 12.5   |
| ENERGY STAR            | YES  |        |        |        |
| ETL                    | YES  |        |        |        |
| LIFE CYCLE @ 3 HRS/DAY | 20 YEARS   |        |        |        |
| WARRANTY               | 5 YEARS RESIDENTIAL/50,000 HOURS COMMERCIAL @ L70 STANDARD |        |        |        |

\*based on 3 hrs/day, 10.65¢/kWh.

## Dimmability Data / Données de gradation

- ✓ SMOOTH AND CONSISTENT DIMMING
- X NOT RECOMMENDED
- INCONSISTENT DIMMING TRANSITION
- ^ POTENTIAL STROBING AT THIS LEVEL
- MIN LOSES DIMMABILITY BELOW THIS LEVEL
- MAX MAXIMUM LUMENS OUTPUT

|                                      | POLARIS |    |    |     |
|--------------------------------------|---------|----|----|-----|
|                                      | 5.5"    | 7" | 9" | 12" |
| LEGRAND ADORNE SOFTAP ADTP703U       | ✓       | ✓  | ✓  | ✓   |
| LUTRON MAESTRO MACL-153MH            | ✓       | ✓  | ✓  | ✓   |
| LUTRON DIVA® / DIVA® C.L DVWCL-153PH | ✓       | ✓  | ✓  | ✓   |
| LEVITON DECORA SURESLIDE®            | ✓       | ✓  | ✓  | ✓   |
| LUTRON C.L SKYLARK CONTOUR CTL -153P | ✓       | ✓  | ✓  | ✓   |
| LUTRON CASETA® WIRELESS              | ✓       | ✓  | ✓  | ✓   |
| LEVITON DECORA ROCKER SLIDE          | ✓       | ✓  | ✓  | ✓   |
| LEVITON DECORA SMART™                | ✓       | ✓  | ✓  | ✓   |
| LUTRON MAESTRO PRO MA-PRO-WH         | ✓       | ✓  | ✓  | ✓   |

**LED  
FLAT  
PANELS**

# TYPHOON

## DVP39608

Ø: 5½"

Finish Shown: Matte White



## DVP39618

Ø: 7"

Finish Shown: Matte Black



## DVP39628

Ø: 9"

Finish Shown: Matte White



## DVP39638

Ø: 12"

Finish Shown: Matte Black



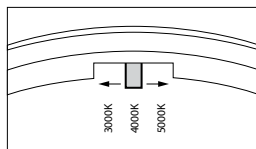
### 3CCT Model

3000K

4000K

5000K

### 3CCT Switch on the back



### ORDER CODES

| FINISH | 5.5"       | 7"         | 9"         | 12"        |
|--------|------------|------------|------------|------------|
| MB     | DVP39608MB | DVP39618MB | DVP39628MB | DVP39638MB |
| MW     | DVP39608MW | DVP39618MW | DVP39628MW | DVP39638MW |



**FINISH OPTIONS**

- Matte Black (MB)
- Matte White (MW)



| SPECIFICATIONS         |  |        |        |        |
|------------------------|--|--------|--------|--------|
| DIAMETER               | 5.5"   | 7"     | 9"     | 12"    |
| HEIGHT                 | 0.75"  |        |        |        |
| WATTS                  | 8W   | 14W    | 20W    | 25W    |
| INITIAL LUMENS         | 800LM  | 1640LM | 2340LM | 3340LM |
| DELIVERED LUMENS       | 480LM  | 980LM  | 1400LM | 2000LM |
| ESTIMATED ANNUAL COST* | \$0.93   | \$1.63 | \$2.33 | \$2.92 |
| COLOUR TEMPERATURE     | 3000K / 4000K / 5000K, Switch on the back                  |        |        |        |
| CRI                    | 80+  |        |        |        |
| BEAM ANGLE             | 120°   |        |        |        |
| POWER FACTOR           | 0.9  |        |        |        |
| EMBEDDED MAGNET        | NO   |        |        |        |
| TRIM INCLUDED          | NO   |        |        |        |
| QTY PER MASTER BOX     | 60   | 40     | 20     | 10     |
| MASTER BOX WEIGHT (KG) | 18.6   | 20.5   | 15     | 12.5   |
| ENERGY STAR            | YES  |        |        |        |
| ETL                    | YES  |        |        |        |
| LIFE CYCLE @ 3 HRS/DAY | 20 YEARS   |        |        |        |
| WARRANTY               | 5 YEARS RESIDENTIAL/50,000 HOURS COMMERCIAL @ L70 STANDARD |        |        |        |

\*based on 3 hrs/day, 10.65¢/kWh.

## Dimmability Data / Données de gradation

- ✓ SMOOTH AND CONSISTENT DIMMING
- X NOT RECOMMENDED
- INCONSISTENT DIMMING TRANSITION
- ^ POTENTIAL STROBING AT THIS LEVEL
- MIN LOSES DIMMABILITY BELOW THIS LEVEL
- MAX MAXIMUM LUMENS OUTPUT

|                                      | TYPHOON |    |    |     |
|--------------------------------------|---------|----|----|-----|
|                                      | 5.5"    | 7" | 9" | 12" |
| LEGRAND ADORNE SOFTAP ADTP703U       | ✓       | ✓  | ✓  | ✓   |
| LUTRON MAESTRO MACL-153MH            | ✓       | ✓  | ✓  | ✓   |
| LUTRON DIVA® / DIVA® C.L DVWCL-153PH | ✓       | ✓  | ✓  | ✓   |
| LEVITON DECORA SURESLIDE®            | ✓       | ✓  | ✓  | ✓   |
| LUTRON C.L SKYLARK CONTOUR CTL -153P | ✓       | ✓  | ✓  | ✓   |
| LUTRON CASETA® WIRELESS              | ✓       | ✓  | ✓  | ✓   |
| LEVITON DECORA ROCKER SLIDE          | ✓       | ✓  | ✓  | ✓   |
| LEVITON DECORA SMART™                | ✓       | ✓  | ✓  | ✓   |
| LUTRON MAESTRO PRO MA-PRO-WH         | ✓       | ✓  | ✓  | ✓   |

## DVP38908

Ø: 5½"

**Finish Shown:** Brass with embedded magnet and trim included



## DVP38918

Ø: 7"

**Finish Shown:** Chrome with embedded magnet and trim included



## DVP38928

Ø: 9"

**Finish Shown:** Graphite with embedded magnet and trim included



## DVP38938

Ø: 12"

**Finish Shown:** Satin Nickel with embedded magnet and trim included



### ORDER CODES

| COLOUR TEMPERATURE | FINISH | 5.5"          | 7"            | 9"            | 12"           |
|--------------------|--------|---------------|---------------|---------------|---------------|
| 3000K              | BR     | DVP38908BR-3K | DVP38918BR-3K | DVP38928BR-3K | DVP38938BR-3K |
|                    | CH     | DVP38908CH-3K | DVP38918CH-3K | DVP38928CH-3K | DVP38938CH-3K |
|                    | GR     | DVP38908GR-3K | DVP38918GR-3K | DVP38928GR-3K | DVP38938GR-3K |
|                    | SN     | DVP38908SN-3K | DVP38918SN-3K | DVP38928SN-3K | DVP38938SN-3K |
| 4000K              | BR     | N/A           | DVP38918BR-4K | N/A           | DVP38938BR-4K |
|                    | CH     |               | DVP38918CH-4K |               | DVP38938CH-4K |
|                    | GR     |               | DVP38918GR-4K |               | DVP38938GR-4K |
|                    | SN     |               | N/A           |               | DVP38938SN-4K |



**FINISH OPTIONS**

- Brass (BR)
- Chrome (CH)
- Graphite (GR)
- Satin Nickel (SN)



| SPECIFICATIONS         |  |        |        |        |
|------------------------|--|--------|--------|--------|
| DIAMETER               | 5.5"   | 7"     | 9"     | 12"    |
| HEIGHT                 | 0.5"   |        |        |        |
| WATTS                  | 6W   | 12W    | 18W    | 24W    |
| INITIAL LUMENS         | 600LM  | 1400LM | 2100LM | 3200LM |
| DELIVERED LUMENS       | 360LM  | 840LM  | 1260LM | 1920LM |
| ESTIMATED ANNUAL COST* | \$0.70   | \$1.40 | \$2.10 | \$2.80 |
| COLOUR TEMPERATURE     | 3000K OR 4000K**   |        |        |        |
| CRI                    | 80+  |        |        |        |
| BEAM ANGLE             | 120°   |        |        |        |
| POWER FACTOR           | 0.9  |        |        |        |
| EMBEDDED MAGNET        | YES  |        |        |        |
| TRIM INCLUDED          | YES  |        |        |        |
| QTY PER MASTER BOX     | 72   | 48     | 24     | 12     |
| MASTER BOX WEIGHT (KG) | 27.5   | 26.5   | 20     | 16     |
| ENERGY STAR            | YES  |        |        |        |
| ETL                    | YES  |        |        |        |
| LIFE CYCLE @ 3 HRS/DAY | 20 YEARS   |        |        |        |
| WARRANTY               | 5 YEARS RESIDENTIAL/50,000 HOURS COMMERCIAL @ L70 STANDARD |        |        |        |

\*based on 3 hrs/day, 10.65¢/kWh.  
\*\* Colour temperature available separately.

## Dimmability Data / Données de gradation

- ✓ SMOOTH AND CONSISTENT DIMMING
- X NOT RECOMMENDED
- INCONSISTENT DIMMING TRANSITION
- ^ POTENTIAL STROBING AT THIS LEVEL
- MIN LOSES DIMMABILITY BELOW THIS LEVEL
- MAX MAXIMUM LUMENS OUTPUT

|                                      | AVRO |    |    |     |
|--------------------------------------|------|----|----|-----|
|                                      | 5.5" | 7" | 9" | 12" |
| LEGRAND ADORNE SOFTAP ADTP703U       | ✓    | ✓  | ✓  | ✓   |
| LUTRON MAESTRO MACL-153MH            | ✓    | ✓  | ✓  | ✓   |
| LUTRON DIVA® / DIVA® C.L DVWCL-153PH | ✓    | ✓  | ✓  | ✓   |
| LEVITON DECORA SURESLIDE®            | ✓    | ✓  | ✓  | ✓   |
| LUTRON C.L SKYLARK CONTOUR CTL -153P | ✓    | ✓  | ✓  | ✓   |
| LUTRON CASETA® WIRELESS              | ✓    | ✓  | ✓  | ✓   |
| LEVITON DECORA ROCKER SLIDE          | ✓    | ✓  | ✓  | ✓   |
| LEVITON DECORA SMART™                | ✓    | ✓  | ✓  | ✓   |
| LUTRON MAESTRO PRO MA-PRO-WH         | ✓    | ✓  | ✓  | ✓   |



**LED  
FLAT  
PANELS**

# TEMPEST

## DVP39208

Ø: 5½"

Finish Shown: Matte White with embedded magnet



## DVP39218

Ø: 7"

Finish Shown: Matte White with embedded magnet



## DVP39228

Ø: 9"

Finish Shown: Matte White with embedded magnet



## DVP39238

Ø: 12"

Finish Shown: Matte White with embedded magnet



## DVP39248

Ø: 16"

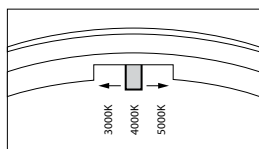
Finish Shown: Matte White



### 3CCT Model

- 3000K
- 4000K
- 5000K

### 3CCT Switch on the back



### AVAILABLE TRIMS (SOLD SEPARATELY)

- |  |   |  |
|--|---|--|
|  <b>BR</b><br>Brass       |  <b>CB</b><br>Cerulean Blue |  <b>CH</b><br>Chrome        |
|  <b>RQ</b><br>Rose Quartz |  <b>SN</b><br>Satin Nickel  |  <b>UG</b><br>Ultimate Grey |

### ORDER CODES

| FINISH | 5.5"          | 7"            | 9"            | 12"           | 16"           |
|--------|---------------|---------------|---------------|---------------|---------------|
| MW+MR  | DVP39208MW+MR | DVP39218MW+MR | DVP39228MW+MR | DVP39238MW+MR | DVP39248MW+NM |



**FINISH OPTIONS**  
Matte White (MW)



| SPECIFICATIONS         |  |        |        |        |        |
|------------------------|--|--------|--------|--------|--------|
| DIAMETER               | 5.5"   | 7"     | 9"     | 12"    | 16"    |
| HEIGHT                 | 0.75"  |        |        |        | 1"     |
| WATTS                  | 6W   | 12W    | 18W    | 24W    | 30W    |
| INITIAL LUMENS         | 600LM  | 1400LM | 2100LM | 3200LM | 5000LM |
| DELIVERED LUMENS       | 360LM  | 840LM  | 1260LM | 1920LM | 2500LM |
| ESTIMATED ANNUAL COST* | \$0.70   | \$1.40 | \$2.10 | \$2.80 | \$3.06 |
| COLOUR TEMPERATURE     | 3000K / 4000K / 5000K, Switch on the back                  |        |        |        |        |
| CRI                    | 80+  |        |        |        |        |
| BEAM ANGLE             | 120°   |        |        |        |        |
| POWER FACTOR           | 0.9  |        |        |        |        |
| EMBEDDED MAGNET        | YES  |        |        |        | NO     |
| TRIM INCLUDED          | NO   |        |        |        |        |
| QTY PER MASTER BOX     | 72   | 48     | 24     | 12     | 10     |
| MASTER BOX WEIGHT (KG) | 27.5   | 26.5   | 20     | 16     | 13.7   |
| ENERGY STAR            | YES  |        |        |        |        |
| ETL                    | YES  |        |        |        |        |
| LIFE CYCLE @ 3 HRS/DAY | 20 YEARS   |        |        |        |        |
| WARRANTY               | 5 YEARS RESIDENTIAL/50,000 HOURS COMMERCIAL @ L70 STANDARD |        |        |        |        |

\*based on 3 hrs/day, 10.65¢/kWh.

## Dimmability Data / Données de gradation

- ✓ SMOOTH AND CONSISTENT DIMMING
- X NOT RECOMMENDED
- INCONSISTENT DIMMING TRANSITION
- ^ POTENTIAL STROBING AT THIS LEVEL
- MIN LOSES DIMMABILITY BELOW THIS LEVEL
- MAX MAXIMUM LUMENS OUTPUT

|                                      | TEMPEST |    |    |     |     |
|--------------------------------------|---------|----|----|-----|-----|
|                                      | 5.5"    | 7" | 9" | 12" | 16" |
| LEGRAND ADORNE SOFTAP ADTP703U       | ✓       | ✓  | ✓  | ✓   | ✓   |
| LUTRON MAESTRO MACL-153MH            | ✓       | ✓  | ✓  | ✓   | ✓   |
| LUTRON DIVA® / DIVA® C.L DVWCL-153PH | ✓       | ✓  | ✓  | ✓   | ✓   |
| LEVITON DECORA SURESLIDE®            | ✓       | ✓  | ✓  | ✓   | ✓   |
| LUTRON C.L SKYLARK CONTOUR CTL -153P | ✓       | ✓  | ✓  | ✓   | ✓   |
| LUTRON CASETA® WIRELESS              | ✓       | ✓  | ✓  | ✓   | ✓   |
| LEVITON DECORA ROCKER SLIDE          | ✓       | ✓  | ✓  | ✓   | ✓   |
| LEVITON DECORA SMART™                | ✓       | ✓  | ✓  | ✓   | ✓   |
| LUTRON MAESTRO PRO MA-PRO-WH         | ✓       | ✓  | ✓  | ✓   | ✓   |

# TRIM REFERENCE GUIDE



| AVRO/TEMPEST | BRASS     | CHROME    | SATIN NICKEL | CERULIAN BLUE | ROSE QUARTZ | ULTIMATE GREY |
|--------------|-----------|-----------|--------------|---------------|-------------|---------------|
| 5.3"         | STR0404BR | STR0404CH | STR0404SN    | -             | -           | -             |
| 7"           | STR0405BR | STR0405CH | STR0405SN    | -             | -           | -             |
| 9"           | STR0461BR | STR0461CH | STR0461SN    | STR0461CB     | STR0461RQ   | STR0461UG     |
| 12"          | STR0407BR | STR0407CH | STR0407SN    | STR0407CB     | STR0407RQ   | STR0407UG     |



| HURRICANE | BRASS     | CHROME    | SATIN NICKEL |
|-----------|-----------|-----------|--------------|
| 5.3"      | STR0471BR | STR0471CH | STR0471SN    |
| 7"        | STR0472BR | STR0472CH | STR0472SN    |
| 9"        | STR0473BR | STR0473CH | STR0473SN    |
| 12"       | STR0474BR | STR0474CH | STR0474SN    |

# INDEX

|              |    |                   |    |                               |    |                  |    |
|--------------|----|-------------------|----|-------------------------------|----|------------------|----|
| D10339A..... | 35 | D72038A.....      | 42 | DMR1627C6A.....               | 63 | DVP39148.....    | 74 |
| D11339A..... | 34 | D73238A.....      | 46 | DST1927C7A.....               | 39 | DVP39158.....    | 74 |
| D11349A..... | 34 | D74238A.....      | 48 | DST1935C7A.....               | 39 | DVP39208.....    | 88 |
| D30138A..... | 16 | D75129A.....      | 25 | DT627C6A.....                 | 26 | DVP39218.....    | 88 |
| D30148A..... | 16 | D75139A.....      | 25 | DT630C6A.....                 | 26 | DVP39228.....    | 88 |
| D31128A..... | 10 | D75149A.....      | 25 | DT640C6A.....                 | 26 | DVP39238.....    | 88 |
| D31138A..... | 10 | D76129A.....      | 28 | DT1030P4A.....                | 43 | DVP39248.....    | 88 |
| D31148A..... | 10 | D76139A.....      | 28 | DT1040C4A.....                | 42 | DVP39608.....    | 84 |
| D31158A..... | 10 | D76149A.....      | 28 | DT1427C8A.....                | 46 | DVP39618.....    | 84 |
| D32138A..... | 12 | D77129A.....      | 44 | DT1430P11A.....               | 49 | DVP39628.....    | 84 |
| D32148A..... | 12 | D77139A.....      | 44 | DT1440C8A.....                | 46 | DVP39638.....    | 84 |
| D32238A..... | 14 | D77149A.....      | 44 | DT1440P7A.....                | 47 | DVP39708.....    | 82 |
| D32248A..... | 14 | D80138A.....      | 23 | DVA15MC27A.....               | 31 | DVP39718.....    | 82 |
| D33129A..... | 13 | D81118A.....      | 22 | DVA15MC30A.....               | 31 | DVP39728.....    | 82 |
| D33138A..... | 11 | D81138A.....      | 22 | DVA15MC40A.....               | 31 | DVP39738.....    | 82 |
| D33139A..... | 13 | D82138A.....      | 29 | DVA15MC50A.....               | 31 | DVP39808.....    | 78 |
| D33148A..... | 11 | D83129A.....      | 24 | DVCT24CC27H.....              | 68 | DVP39818.....    | 78 |
| D33149A..... | 13 | D83139A.....      | 24 | DVCT24CC40H.....              | 68 | DVP39828.....    | 78 |
| D33238A..... | 15 | D83149A.....      | 24 | DVCT24CC50H.....              | 68 | DVP39838.....    | 78 |
| D33248A..... | 15 | D85139A.....      | 27 | DVG9BB27A.....                | 61 | DVP39848.....    | 78 |
| D34138A..... | 68 | D85149A.....      | 27 | DVG9BB50A.....                | 61 | DVP39858.....    | 78 |
| D40138A..... | 19 | D90138B.....      | 58 | DVG25MC50A.....               | 50 | DVST25MC27A..... | 41 |
| D40238A..... | 21 | D90148B.....      | 58 | DVIA2609.....                 | 8  | DVT10MC50A.....  | 42 |
| D40248A..... | 21 | D90158B.....      | 58 | DVIA2610.....                 | 8  | DVT14MC27A.....  | 46 |
| D41118A..... | 18 | D91138B.....      | 59 | DVIA2612.....                 | 8  | DVT14MC27B.....  | 48 |
| D41128A..... | 18 | D92138B.....      | 60 | DVIBA1960CARB.....            | 38 | DVT14MC40B.....  | 48 |
| D41138A..... | 18 | D92148B.....      | 60 | DVIBLED CAT10L2R.....         | 45 | DVT14MT40A.....  | 47 |
| D41148A..... | 18 | D92158B.....      | 60 | DVIBLED MMR162750470C210..... | 63 | STR0404BR.....   | 90 |
| D41238A..... | 20 | D93138A.....      | 61 | DVIBLED MMR164000470C210..... | 63 | STR0404CH.....   | 90 |
| D41248A..... | 20 | D93148A.....      | 61 | DVIBULBSUITCASE.....          | 8  | STR0404SN.....   | 90 |
| D44238A..... | 53 | DA1527C6A.....    | 31 | DVILE12S22C3.....             | 22 | STR0405BR.....   | 90 |
| D51138A..... | 64 | DA1530C6A.....    | 31 | DVILG16R27C4.....             | 18 | STR0405CH.....   | 90 |
| D51148A..... | 64 | DA1540C6A.....    | 31 | DVILG16R50C4.....             | 18 | STR0405SN.....   | 90 |
| D51239A..... | 65 | DA1550C6A.....    | 31 | DVILG2530G6A.....             | 52 | STR0407BR.....   | 90 |
| D52239A..... | 66 | DA1927C8A.....    | 32 | DVILG2530H6A.....             | 52 | STR0407CB.....   | 90 |
| D53138A..... | 62 | DA1927P8A.....    | 33 | DVILM1630M5.....              | 62 | STR0407CH.....   | 90 |
| D53238A..... | 63 | DA1930C8A.....    | 32 | DVILM1640M5.....              | 62 | STR0407RQ.....   | 90 |
| D53248A..... | 63 | DA1930P8A.....    | 33 | DVLA165MC30A.....             | 56 | STR0407SN.....   | 90 |
| D61118A..... | 36 | DA1935C8A.....    | 32 | DVLA165MT30A.....             | 57 | STR0407UG.....   | 90 |
| D61128A..... | 36 | DA1935P8A.....    | 33 | DVLBT22MC30A.....             | 30 | STR0461BR.....   | 90 |
| D61138A..... | 36 | DA1940C8A.....    | 32 | DVLC35CC27C.....              | 12 | STR0461CB.....   | 90 |
| D61148A..... | 36 | DA1940P8A.....    | 33 | DVLC35CC50C.....              | 12 | STR0461CH.....   | 90 |
| D61158A..... | 36 | DA1950C8A.....    | 32 | DVLG16CT40A.....              | 19 | STR0461RQ.....   | 90 |
| D62118A..... | 39 | DG927C5B.....     | 60 | DVLS18CC27A.....              | 23 | STR0461SN.....   | 90 |
| D62138A..... | 39 | DG940F4A.....     | 59 | DVLS18CC40A.....              | 23 | STR0461UG.....   | 90 |
| D62148A..... | 39 | DG2530C10A.....   | 50 | DVLS18CC50A.....              | 23 | STR0471BR.....   | 90 |
| D62158A..... | 39 | DG2530P10A.....   | 51 | DVLST19MC27A.....             | 39 | STR0471CH.....   | 90 |
| D63138A..... | 40 | DG2540C10A.....   | 50 | DVLT20CC40A.....              | 29 | STR0471SN.....   | 90 |
| D63148A..... | 40 | DG4030C10A.....   | 54 | DVP38108.....                 | 76 | STR0472BR.....   | 90 |
| D64238A..... | 41 | DG4030P10A.....   | 55 | DVP38118.....                 | 76 | STR0472CH.....   | 90 |
| D65239A..... | 37 | DMPA1930C8.....   | 70 | DVP38128.....                 | 76 | STR0472SN.....   | 90 |
| D65249A..... | 37 | DMPA1930C8ND..... | 71 | DVP38138.....                 | 76 | STR0473BR.....   | 90 |
| D66138A..... | 69 | DMPA1930P8.....   | 70 | DVP38308.....                 | 80 | STR0473CH.....   | 90 |
| D66148A..... | 69 | DMPA1930P8ND..... | 71 | DVP38908.....                 | 86 | STR0473SN.....   | 90 |
| D70238A..... | 47 | DMPA1940C8.....   | 70 | DVP38918.....                 | 86 | STR0474BR.....   | 90 |
| D71138A..... | 45 | DMPA1940C8ND..... | 71 | DVP38928.....                 | 86 | STR0474CH.....   | 90 |
| D72018A..... | 42 | DMPA1940P8.....   | 70 | DVP38938.....                 | 86 | STR0474SN.....   | 90 |
| D72028A..... | 42 | DMPA1940P8ND..... | 71 | DVP39138.....                 | 74 |                  |    |



**DVI LIGHTING INC.**

**Toronto Distribution Center & Office**

120 Great Gulf Drive  
Concord, ON L4K 5W1, Canada

**Toll Free** 1.855.DVI.LITE (1.855.384.5483)

T 905.660.2381

customerservice@dvi.lighting  
dvcanada.com

Follow us:

---



dvi.lighting



dvilighting